

Minutes of the Town of Farmington  
Regular Town Council Meeting March 14, 2023  
Held in Person and by Zoom Webinar Meeting

Attending:

C. J. Thomas, Chair  
Rafeena Bacchus-Lee  
Joe Capodiferro  
Johnny Carrier  
Brian F. X. Connolly  
Edward Giannaros  
Keith Vibert

Kathy Blonski, Town Manager  
Kathryn Krajewski, Asst. Town Manager  
Maureen Frink, Town Clerk

A. Call to Order

The Chair called the meeting to order at 7:00 p.m.

B. Pledge of Allegiance

The Council and members of the public recited the Pledge of Allegiance.

C. Presentations and Recognitions

There were no Presentations and Recognitions

D. Public Hearing

- 1 A public hearing on the Town Manager's 2023-2024 Recommended Operating Budget. (Attachment)

The Chair opened the Public Hearing at 7:02 p.m. and the Clerk read the following Legal Notice into the minutes

LEGAL NOTICE

TOWN OF FARMINGTON

PUBLIC HEARING

A Public Hearing will be held on Tuesday, March 14, 2023, at 7:05 p.m. in the Town Hall Council Chambers on the Town Manager's 2023-2024 Recommended Budget. Dated at Farmington, Connecticut this 22nd day of February 2023.

Kathleen A. Blonski  
Town Manager

Kathy Blonski, Town Manager, presented the Town Manager's recommended budget for Fiscal Year 2023-2024.

Kathy Greider, Superintendents of Schools, presented the Board of Education's recommended budget for Fiscal Year 2023-2024.

The presentations are attached as Agenda Item D-1.

The Chair opened the public hearing to the public.

Mr. Tim Kelly, 62 Westview Terrace, stated that in looking at the budget as proposed feels it somewhat sobering to see. He also feels is a lot to manage, which he stated he appreciated. He stated that when you step back and look at where we are, it's really now projecting homeowner tax increase that is double-digit in nature and is particularly difficult given that 20 percent of our residents are over the age of 60. The current projected tax increase would be twice the rate of the core CPI, the inflation number released earlier today. He feels it's definitely a tough situation for the town to be in and he respects the efforts going into improving the situation. His hope and confidence are that we can find a way to lower the tax increase to be less than 10%. He requests that as we proceed, both the town and schools put together one page or one slide that lists the number of budgetary savings accounts that we carry and how much funding we think we have in each of those. He thanked the Council.

The Chair closed the Public Hearing at 7:33 p.m.

E. New Items

There were no New Items added to the agenda

F. Public Comments

There were no Public Comments

G. Reading of the Minutes

1. February 7, 2023, Regular Town Council Meeting

Motion was made and seconded (Capodiferro/Vibert) to approve the minutes of the February 7, 2023 Regular Town Council meeting.

Adopted Unanimously

2. February 28, 2023, Regular Town Council Meeting

Motion was made and seconded (Capodiferro/Vibert) to approve the minutes of the February 28, 2023 Regular Town Council meeting.

Adopted Unanimously

H. Reading of Communications and Written Appeals

There were no communications or written appeals

## I. Report of the Committees

### 1. 1928 Building Committee

Mr. Capodiferro reported that Value Engineering went through the process of investigating different ideas and ways to cut costs to try to come in under budget.

### 2. Farmington High School Building Committee

Mr. Carrier reported that the next meeting is March 15 at 5:00 pm and stated things are moving along and, through regular meetings, he is getting schedule and cost updates.

### 3. Green Efforts Committee

Mr. Carrier reported that Town-Wide Clean-Up Day is April 22, 2023 and sign-ups are available.

### 4. Land Acquisition Committee

There was no report on Agenda Item I-4

### 5. Racial Equality Taskforce

Mr. Capodiferro reported that the Taskforce has successfully completed the Winter Community Conversation series and are now joining forces with Farmington Valley towns to hold a Juneteenth celebration.

## J. Report of the Council Chair and Liaisons

### 1. Chair

The Chair reminded those attending that this is budget week and hopes that the public is engaged. He stated the Council will be meeting Wednesday, Thursday and Saturday. The schedule is on the town's website. He stated that the Grand List is at a high at almost \$4.5 billion, which is very impressive. He further stated the town has done a great job bringing individuals and companies to town and the town has a robust industrial base.

### 2. Conservation and Inland Wetlands

Ms. Bacchus-Lee reported that there is a meeting on March 15 to discuss the modification of prior approval of trenching/excavation at 402 Farmington Avenue and there is discussion of regulated activity within the uplands review area related to making a beach area at 95 Batterson Park Rd. She also stated that the Conservation Committee will be discussing the Household Hazardous Waste Collection date of March 25, 2023.

### 3. Board of Education Liaison

Ms. Bacchus-Lee stated that the Board of Ed met on February 4 and February 6 adopting the budget that was presented earlier during this meeting. She also reported that Melina Rodriguez was appointed to the position of Supervisor of Special Services.

### 4. Bicycle and Trails Advisory Committee

Mr. Thomas reported that the Committee is in the process of making their list for the next year with their goals.

### 5. Economic Development Commission Liaison

Mr. Giannaros reported that the EDC met on March 8 issuing a positive referral for Town Farm Development's application for a modification at 152 Town Farm Road. He stated the EDC hosted a business breakfast on March 1 where Mr. Steve Sullivan from Eversource was the keynote speaker and the event was well attended. The next EDC meeting is April 12, 2023.

### 6. Farmington Historic District Commission

Mr. Connolly reported that the next meeting is on March 21 at 6:00 p.m.

### 7. Housing Authority

Mr. Carrier stated that the March 15 meeting has been cancelled and they are in the process of rescheduling it.

### 8. Human Relations Commission

Ms. Bacchus-Lee reported that the Commission will meet on March 22 where students from the Social Justice Club will be talking about the Farmington High School 2023 Social Justice week. She also reported that the Diversity Event Committee will be reporting on concepts for future events to be sponsored by the Human Relations Commission.

Ms. Bacchus-Lee added that Project Graduation's biggest fundraiser is coming up on March 25 at 6:30 p.m. and encouraged all to support it.

### 9. Library Board

Mr. Vibert reported that the Library Board is in the process of searching for a new Director and are working on their budget. He stated the next meeting is on March 15, 2023.



10. Town Plan and Zoning Liaison

Mr. Vibert reported that public hearings were continued to the following meeting including a subdivision by Cope Farms and reinstalling a gas station on Plainville Avenue.

11. Unionville Historic District Commission

12. Unionville Village Improvement Association Liaison

There were no reports for Agenda Items J11 and J12.

13. Water Pollution Control Authority

Mr. Capodiferro reported that the WPCA voted for a 4.75 rate increase

14. Other Liaisons

There was no report for Agenda Item J14

K. Report of the Town Manager

There was no report for Agenda Item K

L. Appointments

1. Board of Assessment Appeals (Statchen)
2. Greater Hartford Transit District (Fitzgerald)
3. Green Efforts Commission (Boye-Williams)

There was no action taken on Agenda Items L1 - L3

4. Plainville Area Cable TV Advisory Council (Bernier)

Motion was made and seconded (Capodiferro/Vibert) that Richard Dubois be appointed to the Plainville Area Cable TV Advisory Council for the balance of a two-year term beginning immediately and ending June 30, 2024.

Adopted Unanimously

5. Farmington Valley Health District (Goclowski)

Motion was made and seconded (Capodiferro/Vibert) that Ms. (Jadwiga) Goclowski be appointed to the Farmington Valley Health District for a three-year term beginning immediately and ending December 31, 2025.

Adopted unanimously

6. Justice of the Peace (Karwoski)

There was no action taken on Agenda Item L6

M. Old Business

There was no Old Business conducted

N. New Business

1. To set a public hearing on Monday, April 3, 2023, at 7:05 p.m. in the Town Hall Council Chambers on the Town Council's Proposed Budget for the Fiscal Year 2023-2024.

Motion was made and seconded (Capodiferro/Vibert) to set a public hearing on Monday, April 3, 2023, at 7:05 p.m. in the Town Hall Council Chambers on the Town Council's Proposed Budget for the Fiscal Year 2023-2024, attached as Agenda Item N1.

Ms. Blonski reminded everyone that the meeting will start at 4:00 p.m. on March 15, 2023 and stated the schedule is as follows: Board of Education, Registrar of Voters, a dinner break will take place followed by the Police and Fire & Rescue, Public Works, Community and Recreation, and General Government Administration.

Adopted Unanimously

2. To accept the Annual Report of July 1, 2021, to June 30, 2022.

Motion was made and seconded (Capodiferro/Vibert) to accept the Annual Report of July 1, 2021, to June 30, 2022, attached as Agenda Item N2.

Adopted Unanimously

3. To cancel the March 28, 2023, Town Council meeting.

Motion was made and seconded (Capodiferro/Vibert) to cancel the March 28, 2023, Town Council meeting

Adopted Unanimously

4. To approve property tax refunds.

Motion was made and seconded (Capodiferro/Vibert) to approve the property tax refunds, attached as Agenda Item N4.

O. Executive Session

There was no Executive Session held

P. Adjournment

Motion was made and seconded to adjourn the March 14, 2023 Regular Town Council Meeting at 7:44 p.m.

Adopted Unanimously

Respectfully submitted,

A handwritten signature in cursive script, appearing to read "Maureen Frink".

Maureen Frink, Clerk

## Agenda Item D-1

March 14, 2023

Farmington Town Council and Members of the Public:

I present for your review the Town Manager's recommended budget for Fiscal Year 2023 - 2024. This budget is proposed, as always, with the Town of Farmington Vision Statement in mind. The Town of Farmington Vision Statement is:

*"...Farmington will be recognized as an historic and progressive town with an engaged citizenry committed to the betterment of the entire community. To that end, high quality services will be provided to a diverse population living and working in a balanced blend of open space, and residential housing and commercial properties supported by stable and equitable revenues..."*

The General Fund Budget includes the recommended spending for the Town, for the school system, for debt service, and for capital improvements. The recommended budgets for the golf course, recreation and solid waste collection and disposal are also included for your review.

This year will be a very difficult budget year due to inflation and extremely high utility costs. In addition, the Town has recently completed the state mandated town-wide revaluation of all real property. Because of this revaluation, there will be a large shift in the tax burden from commercial taxpayers to residential taxpayers. The Town has not seen this type of shift in values in fifteen years. For that reason, this budget includes three strategies that will lessen next year's tax impact without significantly reducing the service levels that our residents expect.

- 1) **Reduce Town and Board of Education Expenditures.** The Town Council provided an expenditure budget target of no more than 2%. Based on current market conditions, this is a difficult target to achieve. A 2 % budget target equals \$664,951 of new spending. This year's fixed costs alone (negotiated salaries, benefits, and utilities cost), with the existing employee count would have amounted to \$1,261,777 or 3.78%. This is significantly higher than the Town Council budget target.

In order to meet the 2% target, I reduced line-item accounts across the budget, eliminated two (2) full time positions, a seasonal employee, and numerous part-time/summer help positions. Meeting this target will lower service levels, but will maintain our overall ability to provide the services our residents expect.

- 2) **Decrease Capital Funding levels.** The Capital Budget has been reduced by 74%. Although deferring maintenance should never become a standard practice, deferring capital expenses for one year will not have a significant long term negative impact.
- 3) **Use of Fund Balance:** An adequate fund balance must be maintained to allow the Town to continue to meet its obligations in the event of an economic downturn and/or unexpected emergency. The Town Fund Balance policy states that the Town shall maintain an unreserved/undesignated general fund balance equal to a minimum of 10% of the ensuing fiscal year's operating revenue, with a targeted maximum of 15% of the ensuing fiscal year's operating revenue. The Town has worked hard to increase our fund balance and currently the fund is 16.4% of the ensuing fiscal year operating revenue. Therefore, I am proposing that this budget appropriates \$1,200,000 from the fund balance as a revenue line item. Even with this appropriation we are still within our policy guidelines.

Although these three strategies will help mitigate the tax increase driven by the revaluation, there will still be a large tax increase to the average taxpayer.

**EXPENDITURE SUMMARY:**

**Expenditures**

The total proposed budget for Fiscal Year 2023-2024 is \$122,009,275; an increase of \$743,042 or 0.61% above the current budget.

<b>Category</b>	<b>2022-2023</b>	<b>2023-2024</b>	<b>\$ Change</b>	<b>% Change</b>
Board of Education	\$74,448,257	\$76,674,261	\$2,226,004	2.99%
Town Operations	33,380,320	34,045,271	664,951	1.99
Debt Service	9,306,656	9,964,743	658,087	7.07
Capital Outlay	3,881,000	1,000,000	(2,881,000)	(74.23)
BOE Defined Contribution	250,000	325,000	75,000	30.00
<b>Total</b>	<b>\$121,266,233</b>	<b>122,009,275</b>	<b>\$743,042</b>	<b>0.61%</b>

**Town Operations**

I am recommending a town budget of \$34,045,271, an increase of \$664,951 or 1.99% above current expenditures.

I will now review the Town Expenditure portion of the budget.

**Definitions:**

**General Administration**

The General Administration group of accounts includes expenses for the administrative branch of the Town government and funding for non-profit organizations that the Town supports.

**Public Safety**

The Public Safety group of accounts includes fire, police, emergency medical and ambulance services, dispatching, and building inspection functions.

**Public Works**

The Public Works group of accounts includes Public Works Administration and Development, Highway and Grounds, and Engineering

**Community and Recreation Services**

The Community and Recreation Services group of accounts includes Community Services, Recreation, and Housing.

**Other**

The Other group of accounts includes funds for employee benefits and contingencies.

Highlights of the Town Budget by category include the following:

**EXPENDITURES:**

General Fund	2022/2023 Revised Budget	2023/2024 TM Recommended	Dollar Change	Percent Change
General Administration	\$7,460,326	\$7,411,106	\$(49,220)	(0.66)
Public Safety	\$11,099,864	\$11,370,420	\$270,556	2.44
Public Works	\$4,935,529	\$4,915,126	\$(20,403)	(0.41)
Community & Recreation	\$924,662	\$946,753	\$22,091	2.39
Other	\$8,959,939	\$9,401,866	\$441,927	4.93
<b>TOTAL</b>	<b>\$33,380,320</b>	<b>\$34,045,271</b>	<b>\$664,951</b>	<b>1.99%</b>

**Some areas to note:**

- There is a reduction of two full time positions. The Building Maintenance Foreman position in the Highway Department and the AutocCad Specialist position in the Engineering Division both have been eliminated.
- There is no seasonal summer help funded in the Highway Department. These seasonal employees enabled the Highway Division to complete more grounds maintenance tasks during the busy summer season.
- There is no seasonal help funded in the Police Department. These were seasonal employees hired during the summer months to patrol the various walking trails and parks throughout Town.
- A Westwoods Seasonal Golf Course position has been eliminated. Historically there have been two Westwood Seasonal employees. This budget funds only one seasonal employee.
- A vacant part-time Building Inspector position has been eliminated.
- The Police Fleet account has a reduction of one new 24-hour patrol vehicle. The police department vehicle maintenance plan recommends replacing three 24- hour patrol vehicles each year. This budget funds the replacement of two.
- The Office Equipment account in the Finance and Administration – Information Technology unit has been reduced. The Town’s computer replacement plan recommends computer replacement each year. The budget reduces the number of computers that will be replaced.
- Town-wide technical equipment and current expenses accounts are flat or reduced.
- The contribution to the Farmington Library is \$2,894,000 which is a 2% increase above current budget levels.
- There has been an increase in the Finance and Administration – Information Technology Contractual Services account for additional monitoring services to assist with security of Town computer systems.
- Utility accounts have increased on average 11.12% with heating fuel up 18% and electricity up 28%.

- Town-wide contractual services accounts for computer support and software have increased significantly.

**Town Expenditures by Object**

I have also separated the budget by object, which includes Salaries, Benefits, Supplies, Equipment, Contractual, and Utilities. The increases/decreases for each object are as follows:

General Fund	2022/2023 Revised Budget	2023/2024 Manager Recommended	\$ Increase (Decrease)	% Increase (Decrease)
Salaries	\$14,994,125	\$15,006,661	\$12,536	0.08
Benefits	8,565,071	8,996,607	431,536	5.04
Supplies	807,181	800,215	(6,966)	(0.86)
Equipment	467,234	380,478	(86,756)	(18.57)
Contractual	6,416,091	6,493,666	77,575	1.21
Utilities	2,130,618	2,367,644	237,026	11.12
<b>Total</b>	<b>\$33,380,320</b>	<b>\$34,045,271</b>	<b>\$664,951</b>	<b>1.99%</b>

The recommended total Town General Fund appropriation is \$34,045,271 which is a 1.99% increase above the current budget.

**Debt**

The Debt group of accounts includes appropriations to make principal and interest payments on the Town’s long-term debt obligations. The total amount recommended for next fiscal year is \$9,964,743. This is an increase of \$658,087 or 7.07%.

The funds in these accounts pay for lease financing obligations, Clean Water Fund Loans, and the principal and interest due on the Town’s existing bonded debt. Funds are also included in this account for the interest payment on a \$30.0 million debt issuance planned for June of 2023. Approximately \$28.0 million of the debt proceeds will be used to pay the expenses associated with the building of the new Farmington High School. This will be the second of three anticipated bond issues for that project.

**Refuse Collection**

The Refuse Collection budget includes the cost of collecting and disposing of solid, bulky, and hazardous waste generated by Town residents and the Town’s landfill operation. This budget proposes no rate increase. The annual fee will be \$268.00 per household.

**Capital Improvements**

As discussed earlier, one strategy that I am recommending is that the Town’s Capital Budget be reduced. Over the last ten years the Town Council has made a conscious effort to fund the capital budget to the levels established by our Capital Funding Policy. Seven out of the last ten years the town has met or exceeded the capital policy recommendations and has made considerable investments in large capital projects. These projects, which have included a new high school, an upgraded water pollution control plant, fire apparatus, road improvements, and elementary school improvements have been supported by the taxpayers. Deferring maintenance should not become the standard practice, but it will be necessary this year because of the significant increase in residential real estate values.

The proposed General Fund appropriation to support the first year of the Capital Improvement Plan is \$1,000,000. This is a reduction of \$2,881,000 or 74.23 %.

## **Summary of General Fund Appropriations Year 1 (2023-2024)**

### **Board of Education**

- \$500,000- Board of Education Projects to be determined by the Board of Education.

### **Highway and Grounds**

- \$280,000 Dump Truck in the Highway & Grounds Department. Funds will be used to replace an existing 1998 Highway Dump Truck.

### **Fire Department**

- \$25,000 Hose. Funds will be used to replace hose that fails inspection and testing each year.

### **Police Department**

- \$70,000 Technology Improvements. Funds will be used to continue to pay for body and in-dash cameras.
- \$30,000 Dispatch Console Stations. Funds will be used to purchase the last of the dispatch console furniture and replacement of the floor in the Dispatch area.

### **Town Manager**

- \$35,000 Technology Improvements. Funds in this account will be used for firewall replacement.
- \$35,000 Building/Equipment Improvements. Funds will be used for unanticipated repairs to various town buildings and equipment as the need arises.
- \$25,000 – Unionville Museum. Funds will be used for the Town's portion of a joint project with the Unionville Museum for the construction of a bathroom and kitchenette.

## **Summary of Other Appropriations Year 1 (2023-2024)**

These capital projects are being funded by other funding sources, and not through the general fund or taxpayer dollars. These funding sources include federal dollars, state dollars, and user fees.

### **Community & Recreation Services**

- \$55,000 – Recreation Facilities Improvement (Funds from the Recreation Fund will be used for fencing and gates at the Tunxis Mead softball fields, and fencing around the skateboard park)
- \$922,000 – Westwoods Recreational Facility (\$500,000 STEAP Grant from the State of Connecticut, and \$422,000 from the American Rescue Plan Act (ARPA) Fund will be used for new pickleball courts and a spray splash park).



### **Fire Department**

- \$100,000 – Communications Upgrades (LoCIP Fund)

### **Town Manager's Office**

- \$7,000,000 1928 Building Renovation (American Rescue Plan Act Fund (ARPA))

### **Police Department**

- \$208,000 Communications Upgrade. Funds will be used for the replacement of portable radios and to improve radio coverage at the West Farms Mall. (LoCIP Fund)

### **Planning Department**

- \$25,000 Tinty Barn Improvements. Funds will be used to continue with a multi-year program to restore the Tinty and Hein Farm barns. (Open Space Fund)

### **Summary of Bonding (2023-2024)**

The first year of the Capital Plan proposes bonding for the 1928 Building to be renovated into the new Town Hall. The Town Council set a total project cost of \$16,000,000 for the 1928 Building renovation. This Capital plan also includes \$7,000,000 in American Rescue Plan Act (ARPA) funds for the 1928 Building project. This would bring the cost of the project to Farmington Taxpayers to \$9,000,000.

A Road Reconstruction question for \$4,000,000 is also proposed. The Town has had a history of success with road bonds.

### **Engineering**

\$4,000,000 – Road Reconstruction

### **Town Manager's Office**

\$9,000,000 – 1928 Building Renovation

### **Water Pollution Control Authority Budget**

The Water Pollution Control Authority will hold a public hearing on its budget on March 8, 2023, at 7:00 p.m. in person and virtually via Zoom. The budget shows a 4.75% increase per residential and commercial sewer use fees as well as a 4.75% increase in the residential connection fee. This is the first increase in the budget in six (6) years and the increase is being driven primarily due to the cost of utilities.

### **Board of Education**

The Board of Education account includes a request of \$76,674,261, an increase of 2.99% above the current year budget. Details of the Education budget are included in the budget document provided by the Board of Education.

### Expenditures Summary

The total recommended budget for Fiscal Year 2023-2024 is \$ 122,009,275; an increase of \$ 743,042 or .61% above the current budget.

Category	2022-2023	2023-2024	\$ Change	% Change
Board of Education	\$74,448,257	\$76,674,261	\$2,226,004	2.99%
Town Operations	33,380,320	34,045,271	664,951	1.99
Debt Service	9,306,656	9,964,743	658,087	7.07
Capital Outlay	3,881,000	1,000,000	(2,881,000)	(74.23)
BOE Defined Contribution	250,000	325,000	75,000	30.00
<b>Total</b>	<b>\$121,266,233</b>	<b>\$122,009,275</b>	<b>\$743,042</b>	<b>0.61%</b>

### GRAND LIST

The Grand List is broken down into three categories: Real Estate, Personal Property, and Motor Vehicles. The Real Estate account shows a 20.54 % increase, the Personal Property account shows a 9.42% increase, and the Motor Vehicles account shows a 3.25% increase. In summary, the Grand List increased by 18.42% or \$699,408,112, for a total Grand List of \$4,496,608,433.

Category	2022-2023	2023-2024	\$ Change	% Change
Real Estate	\$3,248,094,596	\$3,915,249,614	\$667,155,018	20.54%
Personal Property	233,594,145	255,606,782	22,012,637	9.42
Motor Vehicles	315,511,580	325,752,037	10,240,457	3.25
<b>Total</b>	<b>\$3,797,200,321</b>	<b>\$4,496,608,433</b>	<b>\$699,408,112</b>	<b>18.42%</b>

### **Some areas to note:**

- **Revaluation:**

State law requires a town-wide revaluation every five years. A revaluation is the process of verifying property data, analyzing economic data, and then appraising all town real estate at a common point in time. The purpose is to equalize assessments at a common level so that all property owners pay their fair share of the property tax burden.

The last revaluation was as of October 1, 2017, and the market has changed at different rates for different kinds of properties since then. This property revaluation will reflect the market as of October 1, 2022.

The result of this revaluation is that the grand list increased by 18.42% or \$699,408,112. Real estate grew by 20.54%, which shows the strength of the Farmington market.

## REVENUES

I have broken down revenues into nine categories: Other Property Taxes, Licenses and Permits, Fines and Penalties, Interest, Grants, Service Charges, Other, Westwoods Contribution, and Fund Balance.

Revenues	FY 22/23	FY 23/24	\$ Change	% Change
Other Property Taxes	\$1,405,000	\$1,519,318	\$114,318	8.14%
Licenses and Permits	781,500	961,500	180,000	23.03
Fines and Penalties	15,000	14,500	(500)	(3.33)
Interest	150,000	697,000	547,000	364.67
Grants	6,459,586	6,854,691	395,105	6.12
Service Charges	1,514,308	1,513,065	(1,243)	(0.08)
Other	772,126	768,963	(3,163)	(0.41)
Westwoods Contribution	320,000	335,000	15,000	4.69
Fund Balance		1,200,000	1,200,000	100.00
<b>Total</b>	<b>\$11,417,520</b>	<b>\$13,864,037</b>	<b>\$2,446,517</b>	<b>21.43%</b>

In summary, projected non-tax revenues are \$13,864,037 or an 21.43% increase over the current year.

### **Some areas to note:**

- State and Federal Grants have been increased from last year. The Town is projected to receive an additional \$465,105 in state and federal grants.
- The Westwoods Contribution account includes a \$335,000 contribution from the West Woods Golf Course to the Operating Budget to help support golf course maintenance expenses.
- Other Revenue includes \$703,963 in payments from the other major users of the wastewater treatment plant. These payments represent their share of the cost of the wastewater treatment plant upgrade project completed in 2020. These payments will be less each year based on a twenty-year payment schedule.
- Interest has increased by \$547,000 or 364.67%.
- I am recommending that the Town appropriate \$1,200,000 in fund balance.

**Recommended Tax and Mill Rate:**

The recommended General Fund budget will require a property tax rate of 24.38 mills, which is a decrease of 4.94 mills. In other words, \$100,000 of assessed value equals \$2,438 in taxes. Below is the cost for the average homeowner with a house assessed at \$301,455.

<b>Proposed Tax and Mill Rate</b>	<b>FY 22/23</b>	<b>FY 23/24</b>
Tax Levy	\$110,948,713	\$109,245,238
Mill Rate	29.32	24.38
Mill Rate Change	0.52	(4.94)
% of Change	1.80%	-16.86%
Avg. Residential Assessment	\$226,777	\$301,455
Real Estate Taxes for the Average Homeowner	\$6,650.04	7,348.11
Dollar Increase /decrease	117.29	698.07
Percent Increase/decrease	1.80%	10.50%

Based on a tax rate of 24.38 mills, the average residential assessment will see an increase of \$698.07 in their taxes.

In conclusion, this year's budget has been made difficult by a number of factors, but primarily by the state mandated revaluation. Due to revaluation, even if the expenditures stayed constant, it would result in a 12.25% tax increase built into the budget.

One of our strategies to help mitigate this tax increase included keeping expenditures flat. This has been accomplished without drastically impacting services to our residents. Even though the proposed tax increase is significant, it is driven solely by the revaluation, rather than expenditures.

Due to the revaluation, real estate values increased while the mill rate decreased. The reduction in the mill rate will lower the taxes that a resident will pay on their motor vehicles, which may offset to some extent the increase in total taxes.

The Town Manager's Recommended Budget includes mitigation strategies that allow us to continue sound financial policies and best practices. The results will not produce long-term negative impacts on service levels or our financial position.

As always, Town staff continually work to serve the community at a high level without substantially increasing the tax burden on our property owners. We constantly review the organization for efficiencies, cost savings and implementation of best practices for municipal governments.

My staff and I stand ready to assist you in your deliberations during the next week.

Sincerely,



Kathleen A. Blonski  
Town Manager

**TOWN OF FARMINGTON, CT**

**FY2023-2024**

**TOWN MANAGER'S  
RECOMMENDED BUDGET**

**PUBLIC HEARING  
MARCH 14, 2023**

**FY2023/2024  
TAX AND BUDGET WORKSHEET  
TOWN MANAGER'S RECOMMENDED BUDGET  
MARCH 14, 2023**

<u>EXPENDITURES</u>	<u>FY2022/2023 ADOPTED BUDGET</u>	<u>FY2023/2024 MANAGER RECOMMENDED BUDGET</u>	<u>DOLLAR CHANGE</u>	<u>% CHANGE</u>
Education	74,448,257	76,674,261	2,226,004	2.99
Town	33,380,320	34,045,271	664,951	1.99
Debt Service	9,306,656	9,964,743	658,087	7.07
Capital Improvements	3,881,000	1,000,000	(2,881,000)	(74.23)
BOE Defined Contribution	250,000	325,000	75,000	30.00
Total	<u>121,266,233</u>	<u>122,009,275</u>	<u>743,042</u>	<u>0.61</u>
 <u>GRAND LIST</u>				
Real Estate	3,248,094,596	3,915,249,614	667,155,018	20.54
Personal Property	233,594,145	255,606,782	22,012,637	9.42
Motor Vehicles	315,511,580	325,752,037	10,240,457	3.25
Total	<u>3,797,200,321</u>	<u>4,496,608,433</u>	<u>699,408,112</u>	<u>18.42</u>
 <u>REVENUES</u>				
Other Property Taxes	1,405,000	1,519,318	114,318	8.14
Licenses and Permits	781,500	961,500	180,000	23.03
Fines and Penalties	15,000	14,500	(500)	(3.33)
Interest	150,000	697,000	547,000	364.67
Grants	6,459,586	6,854,691	395,105	6.12
Service Charges	1,514,308	1,513,065	(1,243)	(0.08)
Other	772,126	768,963	(3,163)	(0.41)
Westwoods Contribution	320,000	335,000	15,000	4.69
Fund Balance	-	1,200,000	1,200,000	100.00
Total	<u>11,417,520</u>	<u>13,864,037</u>	<u>2,446,517</u>	<u>21.43</u>
 <u>TAX &amp; MILL RATE</u>				
Tax Levy	\$ 110,948,713	\$ 109,245,238		
Mill Rate	29.32	24.38		
Mill Rate Change	0.52	(4.94)		
% Change	1.80%	-16.86%		
 Avg Residential Assessment	 \$ 226,777	 \$ 301,455		
Real Estate Taxes	\$ 6,650.04	\$ 7,348.11		
Dollar Increase	117.29	698.07		
Percent Increase	1.80%	10.50%		

TOWN OF FARMINGTON, CT  
 FY2023/2024  
 MANAGER'S RECOMMENDED BUDGET  
 GENERAL FUND REVENUE

REVENUE ACCOUNT	2021/2022 ACTUAL	2022/2023 REVISED BUDGET	2022/2023 7 MONTH ACTUAL	2022/2023 ESTIMATED 12 MONTHS	2023/2024 MANAGER RECOMMENDED	PCT CHANGE
<b>PROPERTY TAXES</b>						
CURRENT TAXES	105,932,602	109,848,713	101,428,713	110,046,446	108,145,238	-1.6%
DELINQUENT TAXES	212,105	245,000	(320,397)	224,342	225,000	-8.2%
INTEREST & LIEN FEES	247,967	235,000	173,582	273,486	250,000	6.4%
SUPPLEMENTAL MV TAXES	1,073,732	925,000	768,339	1,041,959	962,600	4.1%
TELECOMMUNICATIONS TAX	73,796	70,000	-	87,094	81,718	16.7%
<b>TOTAL PROPERTY TAXES</b>	<b>107,540,202</b>	<b>111,323,713</b>	<b>102,050,238</b>	<b>111,673,327</b>	<b>109,664,556</b>	<b>-1.5%</b>
<b>LICENSES AND PERMITS</b>						
DOG LICENSES	5,144	6,500	6,709	6,500	6,500	0.0%
BUILDING PERMITS	1,174,534	765,000	581,821	1,059,795	945,000	23.5%
OTHER PERMITS	11,870	10,000	4,030	8,760	10,000	0.0%
<b>TOTAL LICENSES &amp; PERMITS</b>	<b>1,191,548</b>	<b>781,500</b>	<b>592,560</b>	<b>1,075,055</b>	<b>961,500</b>	<b>23.0%</b>
<b>FINES AND PENALTIES</b>						
COURT FINES	14,625	14,000	4,025	12,545	13,500	-3.6%
DOG FINES & CHARGES	662	1,000	775	1,200	1,000	0.0%
<b>TOTAL FINES &amp; PENALTIES</b>	<b>15,287</b>	<b>15,000</b>	<b>4,800</b>	<b>13,745</b>	<b>14,500</b>	<b>-3.3%</b>
<b>INTEREST</b>						
INTEREST EARNINGS	120,581	150,000	547,522	940,376	697,000	364.7%
<b>TOTAL INTEREST</b>	<b>120,581</b>	<b>150,000</b>	<b>547,522</b>	<b>940,376</b>	<b>697,000</b>	<b>364.7%</b>
<b>STATE AND FEDERAL GRANTS</b>						
PILOT: TIERED	3,619,665	3,733,238	3,733,238	3,733,238	3,799,082	0.0%
VETERAN'S EXEMPTIONS	3,558	3,500	3,318	3,318	3,300	-5.7%
PILOT: DISABLED	1,014	1,030	1,292	1,292	1,300	26.2%
MUNICIPAL GRANTS IN AID	545,804	545,804	504,238	504,238	504,238	-7.6%
MUNICIPAL REVENUE SHARING	802,461	802,461	802,461	802,461	802,461	0.0%
SOCIAL SERVICES GRANTS	5,140	10,000	2,570	2,570	10,000	0.0%
POLICE GRANTS	161,219	126,676	87,204	173,131	175,293	38.4%
FIRE SAFER GRANT	18,981	-	1,335	1,335	-	0.0%
TOWN AID ROADS	374,293	374,293	381,757	381,757	381,757	2.0%
FEMA: TROPICAL STORM ISASIS	221,958	-	-	-	-	0.0%
EQUALIZED COST SHARING	741,470	792,584	453,788	852,414	1,177,260	48.5%
<b>TOTAL STATE AND FEDERAL GRTS</b>	<b>6,495,563</b>	<b>6,389,586</b>	<b>5,971,201</b>	<b>6,455,754</b>	<b>6,854,691</b>	<b>7.3%</b>
<b>CHARGES FOR SERVICES</b>						
RE CONVEYANCE TAX	719,864	625,000	433,440	617,191	615,000	-1.6%
DIAL A RIDE	7,945	5,500	2,935	7,990	8,000	45.5%
RENTALS	19,725	16,000	12,370	20,220	20,000	25.0%
TOWER SPACE RENTAL	246,989	150,808	78,974	157,588	162,315	7.6%
HOUSING	29,498	32,000	19,071	38,497	42,000	31.3%
POLICE SERVICES	260,274	245,000	147,688	273,388	285,750	16.6%
TOWN CLERK FEES	409,704	395,000	175,470	278,245	325,000	-17.7%
SEWER INSPECTION FEES	-	5,000	32,568	32,568	5,000	0.0%
ZONING	55,335	30,000	18,629	41,089	40,000	33.3%
ALARMS	10,150	10,000	5,150	11,125	10,000	0.0%
<b>TOTAL CHARGES FOR SERVICES</b>	<b>1,759,484</b>	<b>1,514,308</b>	<b>926,296</b>	<b>1,477,901</b>	<b>1,513,065</b>	<b>-0.1%</b>

**TOWN OF FARMINGTON, CT  
 FY2023/2024  
 MANAGER'S RECOMMENDED BUDGET  
 GENERAL FUND REVENUE**

<b>REVENUE ACCOUNT</b>	<b>2021/2022 ACTUAL</b>	<b>2022/2023 REVISED BUDGET</b>	<b>2022/2023 7 MONTH ACTUAL</b>	<b>2022/2023 ESTIMATED 12 MONTHS</b>	<b>2023/2024 MANAGER RECOMMENDED</b>	<b>PCT CHANGE</b>
<b>OTHER REVENUES</b>						
OTHER ASSESSMENTS	729,149	707,126	707,127	707,127	703,963	-0.4%
OTHER REVENUES	40,593	65,000	84,295	65,000	65,000	0.0%
<b>TOTAL OTHER REVENUE</b>	<u>769,742</u>	<u>772,126</u>	<u>791,422</u>	<u>772,127</u>	<u>768,963</u>	<u>-0.4%</u>
<b>TRANSFERS IN</b>						
WESTWOODS CONTRIBUTION	300,000	320,000	-	320,000	335,000	4.7%
<b>TOTAL TRANSFERS IN</b>	<u>300,000</u>	<u>320,000</u>	<u>-</u>	<u>320,000</u>	<u>335,000</u>	<u>4.7%</u>
<b>FUND EQUITY</b>						
FUND EQUITY APPROPRIATION	-	-	-	-	1,200,000	100.0%
<b>FUND EQUITY APPROPRIATION</b>	<u>-</u>	<u>-</u>	<u>-</u>	<u>-</u>	<u>1,200,000</u>	<u>100.0%</u>
<b>TOTAL REVENUES</b>	<u>118,192,407</u>	<u>121,266,233</u>	<u>110,884,038</u>	<u>122,728,285</u>	<u>122,009,275</u>	<u>0.61%</u>



**TOWN OF FARMINGTON, CT**  
**FY2023/2024**  
**MANAGER'S RECOMMENDED BUDGET**  
**GENERAL FUND APPROPRIATIONS**

<u>DEPARTMENT</u>	<u>2020/2021 ACTUAL</u>	<u>2022/2023 REVISED BUDGET</u>	<u>2022/2023 7 MONTH ACTUAL</u>	<u>2022/2023 ESTIMATED 12 MONTHS</u>	<u>2023/2024 DEPT REQUEST</u>	<u>2023/2024 MANAGER</u>	<u>PCT CHANGE</u>
<b><u>GENERAL GOVERNMENT</u></b>							
TOWN MANAGER	591,641	574,853	307,785	558,046	592,154	589,476	2.54%
FINANCE	1,483,370	1,432,295	896,499	1,467,573	1,675,020	1,533,706	7.08%
PROBATE	20,000	20,000	20,000	20,000	20,000	20,000	0.00%
REGISTRARS OF VOTERS	127,699	148,450	109,966	160,545	139,770	127,430	-14.16%
TOWN COUNCIL	107,717	97,000	49,304	76,518	76,500	75,000	-22.68%
PERSONNEL SERVICES	75,417	302,000	33,486	59,691	163,000	148,000	-50.99%
LEGAL	113,481	185,000	21,172	125,332	185,000	121,330	-34.42%
TOWN CLERK	320,245	322,136	169,634	306,302	336,671	322,024	-0.03%
ECONOMIC DEVELOPMENT	166,128	162,140	106,295	165,712	162,194	165,951	2.35%
PAYMENTS:OUTSIDE AGENCI	3,058,330	3,159,545	3,156,149	3,156,150	3,265,335	3,221,763	1.97%
PLANNING & ZONING	376,560	450,743	253,141	441,901	458,843	458,194	1.65%
PUBLIC BUILDINGS	227,596	227,817	117,032	230,405	265,744	253,472	11.26%
INSURANCE	351,429	378,347	281,091	362,374	379,760	374,760	-0.95%
<b>TOTAL-GENERAL GOVT</b>	<b>7,019,613</b>	<b>7,460,326</b>	<b>5,521,554</b>	<b>7,130,549</b>	<b>7,719,991</b>	<b>7,411,106</b>	<b>-0.66%</b>
<b><u>PUBLIC SAFETY</u></b>							
FIRE MARSHAL	1,157,984	1,304,209	667,022	1,267,609	1,374,237	1,337,790	2.57%
FIRE DEPARTMENT	1,744,892	1,709,744	1,013,051	1,772,583	1,803,882	1,751,051	2.42%
POLICE	6,913,201	6,713,002	3,987,192	6,764,973	6,805,807	6,915,986	3.02%
COMMUNICATIONS CENTER	1,100,479	1,117,685	647,527	1,088,208	1,073,913	1,148,298	2.74%
CMED ASSESSMENT	23,202	25,340	25,339	25,340	26,645	26,645	5.15%
BUILDING INSPECTOR	214,414	229,884	115,696	182,641	229,824	190,650	-17.07%
<b>TOTAL-PUBLIC SAFETY</b>	<b>11,154,173</b>	<b>11,099,864</b>	<b>6,455,826</b>	<b>11,101,354</b>	<b>11,314,308</b>	<b>11,370,420</b>	<b>2.44%</b>
<b><u>PUBLIC WORKS</u></b>							
PUBLIC WORKS ADMIN	85,476	128,779	66,163	120,856	128,857	133,716	3.83%
HIGHWAY & GROUNDS	4,348,784	4,313,785	2,233,965	4,245,307	4,868,377	4,368,129	1.26%
ENGINEERING	395,100	492,965	248,939	431,589	494,900	413,281	-16.16%
<b>TOTAL-PUBLIC WORKS</b>	<b>4,829,360</b>	<b>4,935,529</b>	<b>2,549,067</b>	<b>4,797,752</b>	<b>5,492,134</b>	<b>4,915,126</b>	<b>-0.41%</b>
<b><u>COMMUNITY &amp; RECREATION</u></b>							
COMMUNITY & RECREATION	877,741	893,929	539,047	907,119	939,319	910,629	1.87%
HOUSING	34,786	30,733	25,529	49,488	34,267	36,124	17.54%
<b>TOTAL-COM &amp; RECREATION</b>	<b>912,528</b>	<b>924,662</b>	<b>564,577</b>	<b>956,607</b>	<b>973,586</b>	<b>946,753</b>	<b>2.39%</b>
<b><u>BENEFITS &amp; OTHER</u></b>							
BENEFITS	8,234,784	8,949,939	8,174,183	8,957,245	9,498,754	9,391,866	4.94%
OTHER	-	10,000	-	-	10,000	10,000	0.00%
<b>TOTAL-BENEFITS &amp; OTHER</b>	<b>8,234,784</b>	<b>8,959,939</b>	<b>8,174,183</b>	<b>8,957,245</b>	<b>9,508,754</b>	<b>9,401,866</b>	<b>4.93%</b>
<b>TOTAL-TOWN BUDGET</b>	<b>32,150,457</b>	<b>33,380,320</b>	<b>23,265,207</b>	<b>32,943,507</b>	<b>35,008,773</b>	<b>34,045,271</b>	<b>1.99%</b>

TOWN OF FARMINGTON, CT  
 FY2023/2024  
 MANAGER'S RECOMMENDED BUDGET  
 GENERAL FUND APPROPRIATIONS

<u>DEPARTMENT</u>	<u>2020/2021 ACTUAL</u>	<u>2022/2023 REVISED BUDGET</u>	<u>2022/2023 7 MONTH ACTUAL</u>	<u>2022/2023 ESTIMATED 12 MONTHS</u>	<u>2023/2024 DEPT REQUEST</u>	<u>2023/2024 MANAGER</u>	<u>PCT CHANGE</u>
<b><u>DEBT SERVICE</u></b>							
DEBT SERVICE	8,225,230	9,306,656	3,805,475	9,201,999	11,276,993	9,964,743	7.07%
<b><u>CAPITAL IMPROVEMENTS</u></b>							
CAPITAL OUTLAY	3,222,166	3,881,000	3,881,000	3,881,000	3,984,000	1,000,000	-74.23%
<b><u>EDUCATION</u></b>							
BOARD OF EDUCATION	70,701,857	74,448,257	38,140,414	74,448,257	76,674,261	76,674,261	2.99%
BOE NONCERTIFIED DC PLAN	184,540	250,000	500	250,000	325,000	325,000	30.00%
TOTAL-EDUCATION	70,886,397	74,698,257	38,140,914	74,698,257	76,999,261	76,999,261	3.08%
<b>GRAND TOTAL</b>	<b>114,484,250</b>	<b>121,266,233</b>	<b>69,092,596</b>	<b>120,724,763</b>	<b>127,269,027</b>	<b>122,009,275</b>	<b>0.61%</b>

**CAPITAL  
IMPROVEMENT  
PROGRAM**

CAPITAL IMPROVEMENT PROGRAM		FUNDING SOURCE CODE:							TOTAL						
FOR THE PERIOD		2023-2024		2024-2025		2025-2026		2026-2027		2027-2028		2028-2029		2029-2030	
		FUNDED	RECOMMENDED	PROJECTED	PROJECTED	PROJECTED	PROJECTED	PROJECTED	PROJECTED	PROJECTED	PROJECTED	PROJECTED	PROJECTED	PROJECTED	PROJECTED
FY2023/2024 TO FY2029/2030		2022-2023	2023-2024	2024-2025	2025-2026	2026-2027	2027-2028	2028-2029	2029-2030						
									G = GENERAL FUND						
									B = BONDING						
									O = OTHER FUNDS						
									R= REAPPROPRIATION						
<b>BOARD OF EDUCATION</b>															
	CAPITAL PROJECTS-SCHOOLS														
	TECHNOLOGY - SCHOOLS	G	500,000												
	SCHOOL SECURITY	G	510,000		585,000	575,000	575,000	575,000	575,000	575,000	575,000	575,000	575,000	575,000	500,000
	SCHOOL CODE/SAFETY COMPLIANCE	G	164,000		175,000	350,000	200,000	200,000	200,000	200,000	200,000	200,000	200,000	250,000	3,460,000
	DISTRICTWIDE MECHANICAL EQUIP	G	158,500		125,000	250,000	250,000	250,000	250,000	250,000	250,000	250,000	250,000	250,000	1,375,000
	STRUCTURAL/ARCHITECTURAL	G	118,000		240,000	300,000	500,000	500,000	500,000	500,000	750,000	750,000	750,000	750,000	1,375,000
	NOAH WALLACE VENTILATION UPGRADES	G	515,000		518,000	2,250,000	1,700,000	1,800,000	1,800,000	1,800,000	1,500,000	1,500,000	1,500,000	1,500,000	3,290,000
	UNION SCHOOL VENTILATION UPGRADES	B			4,127,000										9,268,000
	EAST FARMS VENTILATION UPGRADES	B			3,415,000										4,127,000
	WEST DISTRICT VENTILATION UPGRADES	B			3,989,000										3,415,000
	CAFETERIA EQUIPMENT	B			3,562,000										3,989,000
	TELEPHONE SYSTEM	G	111,500		108,000	75,000	50,000	50,000	50,000	50,000	50,000	50,000	50,000	50,000	3,562,000
	VEHICLE REPLACEMENT	G	25,000		25,000	25,000									383,000
	CLASSROOM FURNITURE	G	100,000		75,000	100,000	150,000	150,000	150,000	100,000	100,000	100,000	100,000	100,000	50,000
	TOTAL-EDUCATION	G	1,887,000	500,000	17,129,000	4,110,000	3,435,000	3,935,000	3,435,000	3,585,000	3,585,000	3,585,000	3,535,000	3,535,000	36,229,000



CAPITAL IMPROVEMENT PROGRAM FOR THE PERIOD							FUNDING SOURCE CODE:					
FY2023/2024 TO FY2029/2030							G = GENERAL FUND	B = BONDING	O = OTHER FUNDS	R = REAPPROPRIATION		
	F FUNDED S 2022-2023	RECOMMENDED 2023-2024	PROJECTED 2024-2025	PROJECTED 2025-2026	PROJECTED 2026-2027	PROJECTED 2027-2028	PROJECTED 2028-2029	PROJECTED 2029-2030	TOTAL			
HIGHWAY & GROUNDS												
SIDEWALKS			75,000	75,000	75,000	75,000	75,000	75,000	450,000			
ARTIFICIAL TURF FIELD					1,000,000				1,000,000			
HIGH SCHOOL TRACK					800,000				800,000			
HIGH SCHOOL BLEACHERS					1,300,000				1,300,000			
IRRIGATION IMPROVEMENTS		40,000	25,000		40,000				115,000			
TUNXIS MEADE IMPROVEMENTS						750,000	750,000	50,000	2,250,000			
FIELD & PLAYGROUND EQUIPMENT			50,000			50,000			100,000			
GENERATOR REPLACEMENT						150,000			150,000			
FUEL ISLAND & PARKING LOT REPLACE		75,000				125,000			200,000			
VEHICLE MAINT BUILDING ROOF									125,000			
PARKS MAINTENANCE BUILDING												
BUILDING MAINTENANCE PROJECTS				1,500,000					1,500,000			
DUMP TRUCKS-HIGHWAY			50,000			50,000			100,000			
HIGHWAY MAINTENANCE TRUCK		280,000	280,000	280,000	285,000	285,000	50,000		1,990,000			
ROAD SWEEPER-REFURBISH				100,000		100,000			200,000			
EXCAVATOR				30,000					30,000			
3 CUBIC YD WHEEL LOADER			275,000			250,000			525,000			
MINI-EXCAVATOR												
ROAD SIDE MOWER					150,000		100,000		250,000			
SKIDSTEER-HIGHWAY												
PARKS MAINTENANCE TRUCK			100,000			100,000			200,000			
MOWER-PARKS			75,000			85,000			160,000			
SKIDSTEER-GROUNDS												
SPRAYER-PARKS				70,000					70,000			
SANDPRO-PARKS												
VEHICLE MAINTENANCE TRUCK												
BUILDING MAINTENANCE VEHICLE												
TOTAL-HIGHWAYS & GROUNDS		280,000	1,015,000	2,055,000	4,415,000	1,510,000	1,350,000	1,440,000	12,065,000			

CAPITAL IMPROVEMENT PROGRAM FOR THE PERIOD				FUNDING SOURCE CODE:							
FY2023/2024 TO FY2029/2030				G = GENERAL FUND		B = BONDING		O = OTHER FUNDS		R = REAPPROPRIATION	
	F	S	TOTAL	2022-2023	2023-2024	2024-2025	2025-2026	2026-2027	2027-2028	2028-2029	2029-2030
PLANNING DEPARTMENT											
AFFORDABLE HOUSING PLAN	G			30,000							
PLAN OF CONSERVATION & DEVELOPMENT	O					25,000					
TINTY BARN IMPROVEMENTS	G			30,000			75,000				
TINTY BARN IMPROVEMENTS	O				25,000						
TOTAL-PLANNING				60,000	25,000	50,000	75,000	-	-	-	150,000
FIRE DEPARTMENT											
TURNOUT GEAR	G			66,000		66,000	66,000	66,000	66,000	66,000	66,000
SCBA FILLING STATION	G						60,000		65,000		
HOSE	G				25,000		25,000		25,000		25,000
COMMUNICATIONS UPGRADES	O			75,000		65,000					
COMMUNICATIONS UPGRADES	O				100,000						
EXTRICATION EQUIPMENT	G			75,000			75,000				
LUCAS DEVICES	G						45,000				
MARINE UNITS	G							60,000			
ENGINE 8 REPLACEMENT	B					950,000					
ENGINE 9 REPLACEMENT	B								950,000		
ENGINE 5 REPLACEMENT	B									500,000	
RESCUE 15 REPLACEMENT	B						1,250,000				1,250,000
MEDIC 7 REPLACEMENT	G					90,000					90,000
MEDIC 12 REPLACEMENT	G						100,000				100,000
MEDIC 17 REPLACEMENT	G							65,000			65,000
LIVE FIRE TRAINING FACILITY	G							30,000			30,000
SUBSTATION REPAIRS	G						150,000		150,000		300,000
BUILDING SECURITY IMPROVEMENTS	G			95,000							95,000
FIRE STATION RENOVATIONS	B				125,000	1,266,000	3,571,000	2,021,000	3,056,000	566,000	91,000
TOTAL-FIRE				311,000	125,000	1,266,000	3,571,000	2,021,000	3,056,000	566,000	91,000
TOTAL											

CAPITAL IMPROVEMENT PROGRAM FOR THE PERIOD		FUNDING SOURCE CODE:											
		G = GENERAL FUND		B = BONDING		O = OTHER FUNDS		R = REAPPROPRIATION		TOTAL			
FY	FUND	RECOMMENDED	PROJECTED	PROJECTED	PROJECTED	PROJECTED	PROJECTED	PROJECTED	PROJECTED	PROJECTED	PROJECTED	PROJECTED	PROJECTED
2023/2024	2023-2024	2024-2025	2025-2026	2026-2027	2027-2028	2028-2029	2029-2030						
POLICE DEPARTMENT													
	G		70,000										
	G	35,000		75,000									235,000
	G	160,000	70,000	125,000	50,000	60,000	200,000	80,000	90,000				675,000
	G	75,000	50,000	50,000	50,000	50,000	50,000		50,000				250,000
	O	208,000											208,000
	G	60,000	30,000										30,000
	G									150,000			150,000
	G				125,000								125,000
	G			450,000	125,000								125,000
	G	330,000	308,000	695,000	225,000	310,000	250,000	320,000	140,000				2,248,000
TOWN MANAGER													
	G	130,000	35,000	115,000	120,000	110,000	80,000	115,000	110,000				685,000
	G	150,000		250,000	250,000	200,000	200,000	150,000	150,000				1,200,000
	G	50,000	35,000	75,000	75,000	75,000	75,000	75,000	75,000				485,000
	G	136,000		75,000	100,000	100,000	50,000	75,000	100,000				500,000
	G			50,000		50,000			70,000				240,000
	G	35,000	25,000										25,000
	G	100,000			30,000			30,000					90,000
	B		9,000,000										9,000,000
	O		7,000,000										7,000,000
	O	128,205											
		729,205	16,095,000	565,000	575,000	535,000	435,000	485,000	535,000	635,000			19,225,000



CAPITAL IMPROVEMENT PROGRAM			FUNDING SOURCE CODE:													
FOR THE PERIOD			G = GENERAL FUND													
FY 2023/2024 TO FY 2029/2030			B = BONDING													
			O = OTHER FUNDS													
			R = REAPPROPRIATION													
	F	S	2022-2023	RECOMMENDED	2024-2025	PROJECTED	2025-2026	PROJECTED	2026-2027	PROJECTED	2027-2028	PROJECTED	2028-2029	PROJECTED	2029-2030	TOTAL
	FUNDED			2023-2024												
<b>COMMUNITY &amp; RECREATION SERVICES</b>																
STAPLES HOUSE RENOVATIONS	G								25,000							25,000
BUILDING SAFETY	G		25,000													
DIAL-A-RIDE BUS	O		55,000						65,000						65,000	130,000
DIAL-A-RIDE BUS	G			25,000					35,000						35,000	95,000
SENIOR CENTER EXERCISE EQUIP	G		25,000					25,000								25,000
SENIOR CENTER BLDG IMPROVEMENTS	G															50,000
SENIOR CENTER ROOF REPLACEMENT	G				450,000											450,000
SENIOR CENTER WINDOW REPLACEMENT	G															350,000
SENIOR CENTER HVAC	G					125,000										350,000
STONE HOUSE RENOVATIONS	G				75,000											125,000
YOUTH CENTER RENOVATIONS	G		25,000			75,000										225,000
ADA COMPLIANCE	G				25,000											50,000
RECREATION FACILITIES IMPROVEMENTS	O		59,000		55,000											50,000
WEST WOODS RECREATION FACILITY	O			922,000		370,000										900,000
TOTAL-COMMUNITY & RECREATION			189,000		625,000		620,000		250,000		75,000		675,000		150,000	3,372,000
<b>WESTWOODS GOLF COURSE</b>																
FAIRWAY MOWER	G															
GREENS MOWER	G					75,000									85,000	235,000
UTILITY VEHICLE	G		42,000		85,000											85,000
BACKHOE/LOADER	G															
IRRIGATION IMPROVEMENTS	G															
MAINTENANCE BLDG IMPROVEMENTS	G				40,000									100,000		100,000
PARKING LOT IMPROVEMENTS	G								40,000					40,000		120,000
CLUBHOUSE IMPROVEMENTS	G								250,000							250,000
TOTAL-GOLF COURSE	G		42,000		125,000		40,000		365,000		55,000		140,000		85,000	885,000
<b>GRAND TOTAL</b>																
			4,123,205	22,310,000	21,685,000	11,546,000	13,481,000	9,766,000	13,171,000	8,426,000	100,385,000					

CAPITAL IMPROVEMENT PROGRAM FOR THE PERIOD		FUNDING SOURCE CODE:							
FY2023/2024 TO FY2029/2030		G = GENERAL FUND							
		B = BONDING							
		O = OTHER FUNDS							
		R = REAPPROPRIATION							
	F FUND	RECOMMENDED	PROJECTED	PROJECTED	PROJECTED	PROJECTED	PROJECTED	PROJECTED	PROJECTED
	S	2023-2024	2024-2025	2025-2026	2026-2027	2027-2028	2028-2029	2029-2030	TOTAL
FUNDING TOTALS									
GENERAL FUND	G	3,881,000	1,000,000	5,542,000	6,446,000	6,266,000	6,891,000	6,436,000	39,377,000
BONDING	B		13,000,000	16,043,000	4,550,000	6,900,000	2,750,000	6,000,000	51,043,000
OTHER FUNDS	O	242,205	8,310,000	100,000	550,000	315,000	125,000	375,000	9,965,000
REAPPROPRIATION	R								
<b>TOTAL</b>		<b>4,123,205</b>	<b>22,310,000</b>	<b>21,685,000</b>	<b>11,546,000</b>	<b>13,481,000</b>	<b>9,766,000</b>	<b>13,171,000</b>	<b>100,385,000</b>

## **OTHER FUNDS**

**TOWN OF FARMINGTON, CT  
FY 2023-2024 BUDGET  
WASTE COLLECTION FUND**

	<u>2021-2022 ACTUAL</u>	<u>2022-2023 REVISED BUDGET</u>	<u>2022-2023 7 MONTH ACTUAL</u>	<u>2022-2023 ESTIMATED 12 MONTHS</u>	<u>2023-2024 DEPT REQUEST</u>	<u>2023-2024 MANAGER</u>
<b>REVENUES</b>						
WASTE COLLECTION FEES	1,832,822	1,936,327	1,710,425	1,927,750	1,925,202	1,925,202
PRIOR YEAR COLLECTIONS	6,486	15,000	2,264	3,624	4,000	4,000
INTEREST & LIEN FEES	13,581	17,500	13,022	14,287	14,500	14,500
WASTE PERMITS	9,600	8,500	100	100	-	-
INTEREST INCOME	1,409	2,000	7,058	31,258	52,000	52,000
FUND EQUITY	94,187	100,000	-	26,790	115,000	115,000
<b>TOTAL REVENUES</b>	<b>1,958,084</b>	<b>2,079,327</b>	<b>1,732,870</b>	<b>2,003,809</b>	<b>2,110,702</b>	<b>2,110,702</b>

	<u>2021-2022 ACTUAL</u>	<u>2022-2023 REVISED BUDGET</u>	<u>2022-2023 7 MONTH ACTUAL</u>	<u>2022-2023 ESTIMATED 12 MONTHS</u>	<u>2023-2024 DEPT REQUEST</u>	<u>2023-2024 MANAGER</u>
<b>APPROPRIATIONS</b>						
LANDFILL	83,871	56,510	13,859	18,571	89,333	89,333
COLLECTION & DISPOSAL	1,835,630	1,978,017	1,016,606	1,949,251	1,984,669	1,984,669
HAZARDOUS WASTE	38,583	44,800	8,427	35,987	36,700	36,700
<b>TOTAL APPROPRIATIONS</b>	<b>1,958,084</b>	<b>2,079,327</b>	<b>1,038,892</b>	<b>2,003,809</b>	<b>2,110,702</b>	<b>2,110,702</b>

**TOWN OF FARMINGTON, CT  
FY2023-2024 BUDGET  
RECREATION FUND**

	<u>2021-2022 ACTUAL</u>	<u>2022-2023 REVISED BUDGET</u>	<u>2022-2023 7 MONTHS ACTUAL</u>	<u>2022-2023 ESTIMATED 12 MONTHS</u>	<u>2023-2024 DEPT REQUEST</u>	<u>2023-2024 MANAGER</u>
<b><u>REVENUES</u></b>						
SPORTS & PHYSICAL FITNESS	782,976	495,000	387,815	930,239	585,182	585,182
CULTURAL & CREATIVE	27,394	16,832	35,619	41,570	25,268	25,268
BUS TRIPS	1,639	5,000	5,424	5,423	4,992	4,992
RECREATION CAMPS	250,599	144,164	13,174	234,218	180,607	180,607
SENIOR TRIPS & PROGRAMS	25,425	18,000	20,765	36,622	18,942	18,942
OTHER REVENUE	2,166	3,300	190	500	3,300	3,300
INTEREST	681	700	525	1,165	700	700
<b>TOTAL REVENUES</b>	<b>1,090,880</b>	<b>682,996</b>	<b>463,512</b>	<b>1,249,737</b>	<b>818,991</b>	<b>818,991</b>

	<u>2021-2022 ACTUAL</u>	<u>2022-2023 REVISED BUDGET</u>	<u>2022-2023 7 MONTHS ACTUAL</u>	<u>2022-2023 ESTIMATED 12 MONTHS</u>	<u>2023-2024 DEPT REQUEST</u>	<u>2023-2024 MANAGER</u>
<b><u>APPROPRIATIONS</u></b>						
SPORTS & PHYSICAL FITNESS	537,434	353,915	282,629	577,922	410,417	410,417
CULTURAL & CREATIVE	12,613	12,464	9,018	13,103	19,189	19,189
SOCIAL PROGRAMS	1,414	2,200	-	500	2,200	2,200
BUS TRIPS	4,955	5,000	4,329	5,329	4,493	4,493
INCLUSION SERVICES	-	4,900	-	800	5,250	5,250
RECREATION CAMPS	131,781	116,220	162,043	189,557	166,215	166,215
RECREATIONAL SERVICES	184,986	170,297	110,495	205,326	192,285	192,285
SENIOR TRIPS & PROGRAMS	18,980	18,000	23,757	34,852	18,942	18,942
<b>TOTAL APPROPRIATIONS</b>	<b>892,163</b>	<b>682,996</b>	<b>592,271</b>	<b>1,027,389</b>	<b>818,991</b>	<b>818,991</b>

**TOWN OF FARMINGTON, CT  
FY2023-2024 BUDGET  
GOLF COURSE FUND**

	<u>2021-2022 ACTUAL</u>	<u>2022-2023 REVISED BUDGET</u>	<u>2022-2023 7 MONTH ACTUAL</u>	<u>2022-2023 ESTIMATED 12 MONTHS</u>	<u>2023-2024 DEPT REQUEST</u>	<u>2023-2024 MANAGER</u>
<b>REVENUES</b>						
GREENS FEES	364,719	332,000	244,092	376,094	332,000	356,000
SEASON TICKETS	116,963	103,000	10,950	105,750	106,000	106,000
GOLF CART RENTALS	130,212	115,000	106,987	128,927	115,000	119,000
DRIVING RANGE	86,325	70,000	42,801	82,167	72,000	80,000
LEASE	-	3,000	-	-	2,000	2,000
OTHER	411	1,000	271	500	1,000	500
INTEREST	263	500	110	328	500	500
<b>TOTAL REVENUES</b>	<b>\$ 698,893</b>	<b>\$ 624,500</b>	<b>\$ 405,211</b>	<b>\$ 693,766</b>	<b>\$ 628,500</b>	<b>\$ 664,000</b>


	<u>2021-2022 ACTUAL</u>	<u>2022-2023 REVISED BUDGET</u>	<u>2022-2023 7 MONTH ACTUAL</u>	<u>2022-2023 ESTIMATED 12 MONTHS</u>	<u>2023-2024 DEPT REQUEST</u>	<u>2023-2024 MANAGER</u>
<b>APPROPRIATIONS</b>						
CLUBHOUSE	511,100	538,270	125,323	546,711	555,800	592,371
RESTAURANT	28,828	23,380	2,707	16,607	9,850	9,279
DRIVING RANGE	22,408	13,250	7,235	14,260	13,250	14,350
GOLF CART RENTALS	54,612	49,600	33,244	48,129	49,600	48,000
<b>TOTAL APPROPRIATIONS</b>	<b>616,948</b>	<b>624,500</b>	<b>168,509</b>	<b>625,707</b>	<b>628,500</b>	<b>664,000</b>

Agenda Item  
D-1

2023-2024



# Town Manager Recommended Budget



## *Budget Drivers*

- Inflation
- High Utility Costs
- State Mandated Town-Wide Revaluation shifts the tax burden from commercial taxpayers to residential taxpayers





# *Strategies to Lessen the Tax Impact*

- 1) Reduce Town and Board of Education Expenditures
  - Budget Target of 2% = \$664,951 of new spending
  - Fixed costs alone = \$1,261,777 or 3.78%
  - Reduced line items accounts across the budget



## *Strategies to Lessen the Tax Impact*

- 2) Decrease Capital Budget Funding Levels
  - Capital budget has been reduced by 74%



## *Strategies to Lessen the Tax Impact*

- 3) Use of Fund Balance
  - Current fund balance is 16.4%
  - Proposing this budget appropriates \$1.2 million from Fund Balance
  - Still within policy guidelines



# Expenditures 2023-2024

Category	2022-2023	2023-2024	\$ Change	% Change
Board of Education	\$74,448,257	\$76,674,261	\$2,226,004	2.99%
Town Operations	33,380,320	34,045,271	664,951	1.99
Debt Service	9,306,656	9,964,743	658,087	7.07
Capital Outlay	3,881,000	1,000,000	(2,881,000)	(74.23)
BOE Defined Contribution	250,000	325,000	75,000	30.00
<b>Total</b>	<b>\$121,266,233</b>	<b>122,009,275</b>	<b>\$743,042</b>	<b>0.61%</b>



# Town Operations 2023-2024

General Fund	2022/2023 Revised Budget	2023/2024 TM Recommended	Dollar Change	Percent Change
General Administration	\$7,460,326	\$7,411,106	\$(49,220.00)	-0.66%
Public Safety	\$11,099,864	\$11,370,420	\$270,556	2.44%
Public Works	\$4,935,529	\$4,915,126	\$(20,403)	-0.41%
Community & Recreation	\$924,662	\$946,753	\$22,091	2.39%
Other	\$8,959,939	\$9,401,866	\$441,927	4.93%
<b>TOTAL</b>	<b>\$33,380,320</b>	<b>\$34,045,271</b>	<b>\$664,951</b>	<b>1.99%</b>





# *Expenditures by Object 2023-2024*

General Fund	2022/2023 Revised Budget	2023/2024 Manager Recommended	\$ Increase (Decrease)	% Increase (Decrease)
Salaries	\$14,994,125	\$15,006,661	\$12,536	0.08%
Benefits	8,565,071	8,996,607	431,536	5.04
Supplies	807,181	800,215	(6,966)	-0.86
Equipment	467,234	380,478	(86,756)	-18.57
Contractual	6,416,091	6,493,666	77,575	1.21
Utilities	2,130,618	2,367,644	237,026	11.12
<b>TOTAL</b>	<b>\$33,380,320</b>	<b>\$34,045,271</b>	<b>\$664,951</b>	<b>1.99%</b>



# 2023-2024 Debt Service

	FY 2022/2023	FY 2023/2024	Dollar Change	Percent Change
Debt Service	\$9,306,656	\$9,964,743	\$658,087	7.07%



## *Special Services*

This budget proposes no rate increase.

The annual fee will be \$268.00 per household.





# *General Fund Capital Projects*

	FY 2022/2023	FY 2023/2024	\$ Change	% Change
Capital	\$3,881,000	\$1,000,000	(\$2,881,000)	(74.23)%



# *Capital Projects (General Fund)*

## Board of Education

- \$500,000- Projects to be determined by the Board of Education.

## Highway and Grounds

- \$280,000 Dump Truck in the Highway & Grounds Department.

## Fire Department

- \$25,000 Hose

## Police Department

- \$70,000 Technology Improvements.
- \$30,000 Dispatch Console Stations.

## Town Manager

- \$35,000 Technology Improvements.
- \$35,000 Building/Equipment Imprcvements
- \$25,000 – Unionville Museum



**Total: \$1,000,000**

# *Capital Projects (Other Funds)*

## Community & Recreation Services

- \$55,000 – Recreation Facilities Improvement (Funds from the Recreation Fund)
- \$922,000 – Westwoods Recreational Facility (\$500,000 STEAP Grant from the State of Connecticut, and \$422,000 from the American Rescue Plan Act Fund will be used for new pickleball courts and a spray splash park).

## Fire Department

- \$100,000 – Communications Upgrades (LoCIP Fund)

## Town Manager's Office

- \$7,000,000 1928 Building Renovation (American Rescue Plan Act Fund)

## Police Department

- \$208,000 Communications Upgrade. (LoCIP Fund)

## Planning Department

- \$25,000 Tinty Barn Improvements. (Open Space Fund)



# *Proposed Bonding 2023-2024*

## **Town Manager's Office**

- \$9,000,000 – 1928 Building Renovation

## **Engineering**

- \$4,000,000 – Road Reconstruction



# *Water Pollution Control Authority*

- The budget shows a 4.75% increase per residential and commercial sewer use fees as well as a 4.75% increase in the residential connection fee
- **This is the first increase in six years**



# Total Budgetary Expenditure Appropriation 2023/2024

Category	2022-2023	2023-2024	\$ Change	% Change
Board of Education	\$74,448,257	\$76,674,261	\$2,226,004	2.99%
<b>Town Operations</b>	<b>33,380,320</b>	<b>34,045,271</b>	<b>664,951</b>	<b>1.99%</b>
Debt Service	9,306,656	9,964,743	658,087	7.07%
Capital Outlay	3,881,000	1,000,000	(2,881,000)	(74.23)
BOE Defined Contribution	250,000	325,000	75,000	30.00
<b>TOTAL</b>	<b>\$121,266,233</b>	<b>\$122,009,275</b>	<b>\$743,042</b>	<b>0.61%</b>





# Grand List 2023/2024

Category	2022-2023	2023-2024	\$ Change	% Change
Real Estate	\$3,248,094,596	\$3,915,249,614	\$667,155,018	20.54%
Personal Property	233,594,145	255,606,782	22,012,637	9.42
Motor Vehicles	315,511,580	325,752,037	10,240,457	3.25
<b>TOTAL</b>	<b>\$3,797,200,321</b>	<b>\$4,496,608,433</b>	<b>\$699,408,112</b>	<b>18.42%</b>

## Revaluation

- Property revaluation will reflect the market as of October 1, 2022



# Revenues, Grants, Charges, Other

Revenues	FY 22/23	FY 23/24	\$ Change	% Change
Other Property Taxes	\$1,405,000	\$1,519,318	\$114,318	8.14%
Licenses and Permits	781,500	961,500	180,000	23.03
Fines and Penalties	15,000	14,500	(500)	(3.33)
Interest	150,000	697,000	547,000	364.67
Grants	6,459,586	6,854,691	395,105	6.12
Service Charges	1,514,308	1,513,065	(1,243)	(0.08)
Other	772,126	768,963	(3,163)	(0.41)
Westwoods Contribution	320,000	335,000	15,000	4.69
Fund Balance	-	1,200,000	1,200,000	100.00
<b>TOTAL</b>	<b>\$11,417,520</b>	<b>\$13,864,037</b>	<b>\$2,446,517</b>	<b>21.43%</b>





# Recommended Tax & Mill Rate

Proposed Tax and Mill Rate	FY 22/23	FY 23/24
Tax Levy	\$110,948,713	\$109,245,238
Mill Rate	29.32	24.38
Mill Rate Change	0.52	(4.94)
% of Change	1.80%	-16.86%
Avg. Residential Assessment	\$226,777	\$301,455
Real Estate Taxes for the Average Homeowner	\$6,650.04	7,348.11
Dollar Increase /decrease	117.29	698.07
Percent Increase/decrease	1.80%	10.50%

**\$100,000 of assessed value = \$2,438 in taxes**



# *Conclusion*

- Due to the State Mandated Revaluation
- 12.25% tax increase built into the budget even if expenditures remained constant
- Proposed tax increase is significant but driven solely by revaluation, not expenditures
- Mill rate has decreased from 29.32 to 24.38
- The reduction in mill rate will lower the amount of taxes residents pay on their motor vehicle
- Town Manager's Budget includes mitigating strategies that allows the Town to continue sound financial policies and best practices



# 2023 Town of Farmington Upcoming Budget Schedule

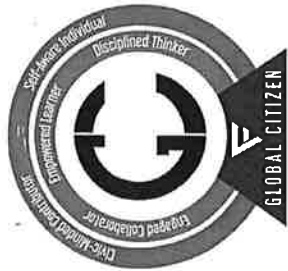


April 3 <b>Monday</b>	<b>7 p.m.</b> Town Council Meeting (Public Hearing on the Budget)
April 17 <b>Monday</b>	<b>7 p.m.</b> Annual Town Meeting (Farmington High School Auditorium)
April 27 <b>Thursday</b>	Referendum Vote
April 28 <b>Friday</b>	<b>4 p.m.</b> Special Town Council Meeting (if needed)
May 1 <b>Monday</b>	<b>7 p.m.</b> Second Town Meeting (if needed)
May 11 <b>Thursday</b>	Second Referendum Vote (if needed)
May 23 <b>Tuesday</b>	<b>7 p.m.</b> Town Council Meeting—set tax rate

# Board of Education's 2023-2024

Agenda Item  
D-1

## Recommended Budget



**FARMINGTON  
PUBLIC SCHOOLS**

Empowering Global Citizens

March 14, 2023



## BUDGET PRIORITIES AND GUIDELINES: COMPELLING MISSION STATEMENT

The mission of the Farmington Public Schools is to enable all students to achieve academic and personal excellence, exhibit persistent effort and live as resourceful, inquiring and contributing global citizens.






*Self-Aware  
Individual*



*Empowered  
Learner*



*Disciplined  
Thinker*



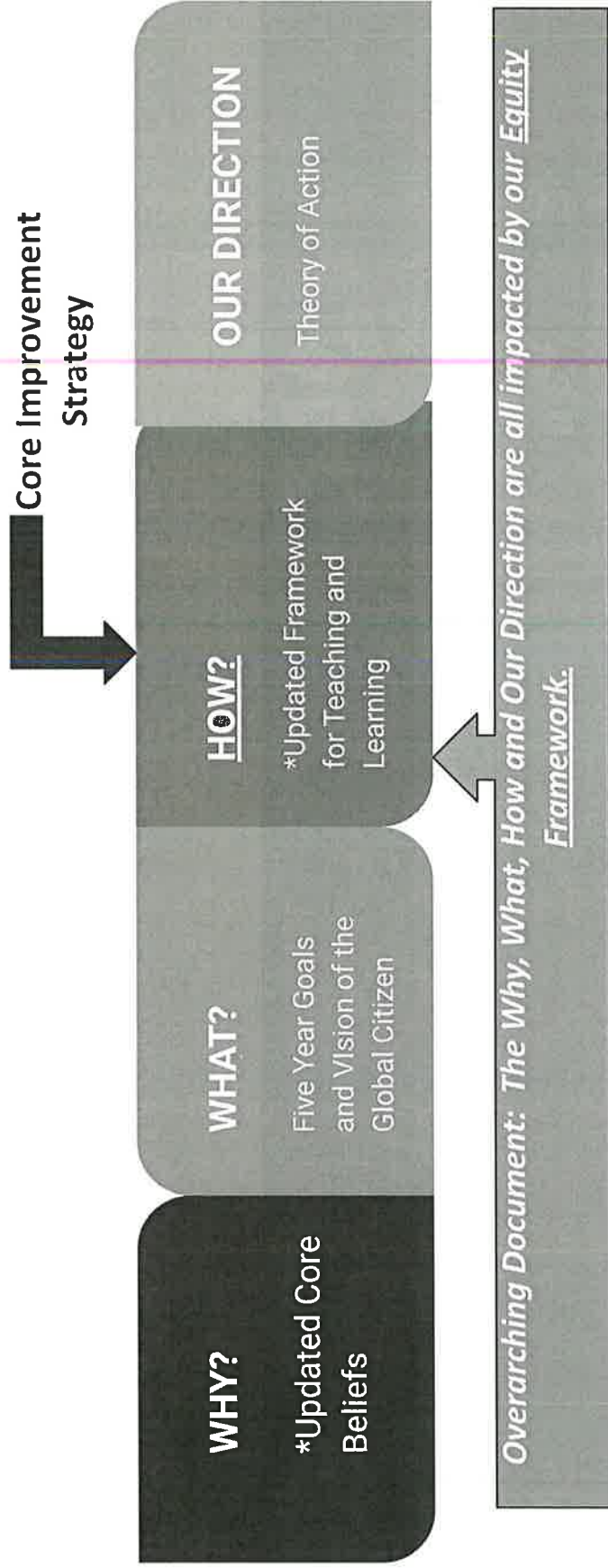
*Engaged  
Collaborator*



*Civic-Minded  
Contributor*



# OUR WHY, WHAT AND HOW DIRECTLY ALIGN TO OUR STRATEGIC IMPROVEMENT PRIORITIES






# FARMINGTON PUBLIC SCHOOLS: BOARD OF EDUCATION'S 2023-2024 RECOMMENDED BUDGET

## **The 2023-2024 recommended budget reflects the following:**

- Maintains academic excellence through innovative programming PreK-12;
- Promotes innovation in student-centered teaching and learning;
- Advances programming, professional development and resources aligned to the district's Equity Framework as well as all of our core improvement documents;
- Supports increased student need in the areas of health, academic and social emotional well-being and development, especially due to the impact of the pandemic;
- Factors in ESSER III ARP and other grant funding to offset costs to mitigate the overall increase in the operating budget;
- Addresses cost increases across supply, equipment, energy and other accounts due to the economy;
- Contains costs through zero-based budgeting, reductions and efficiencies to maintain and advance current programming; and
- Maintains class size levels in accordance with BoE policy.





**FARMINGTON PUBLIC SCHOOLS:  
BOARD OF EDUCATION'S 2023-2024  
RECOMMENDED BUDGET**

<b>Total Budget Amount</b>	<b>\$76,674,261</b>
<b>Increase:</b>	<b>\$2,226,003</b>
<b>Percent Increase Over 2022-2023 Budget:</b>	<b>2.99%</b>



# FARMINGTON PUBLIC SCHOOLS: 2023-2024 BUDGET INCREASE OVERVIEW

Budget Driver	Dollar Increase	Percentage Increase	Explanation
Salaries	\$1,283,628	1.72%	<ul style="list-style-type: none"><li>• Negotiated contractual obligations</li></ul>
Services	\$505,208	0.68%	<ul style="list-style-type: none"><li>• Increased utilities costs and increased costs associated with contractual agreements driven by current economic conditions</li></ul>
Supplies	\$178,054	0.24%	<ul style="list-style-type: none"><li>• Increased costs for supplies driven by current economic conditions</li></ul>
Equipment	\$44,087	0.06%	<ul style="list-style-type: none"><li>• Increased costs for equipment driven by the restoration of funding for technology equipment and current economic conditions to support 1 to 1 devices</li></ul>
Other	\$ 215,027	0.29%	<ul style="list-style-type: none"><li>• All other areas including but not limited to benefits as well as dues and fees</li></ul>
<b>Total</b>	<b>\$2,226,003</b>	<b>2.99%</b>	



## FARMINGTON PUBLIC SCHOOLS: EXCELLENCE IN FISCAL MANAGEMENT EXPENDITURE RANKINGS

### \*Exceptional management of taxpayer dollars:

- 116 out of all Connecticut districts in instruction;
- 152 out of all Connecticut districts in general administration;
- 120 out of all Connecticut districts in central and other services;
- 112 out of all Connecticut districts in salaries;
- 142 out of all Connecticut districts in purchased services; and
- 112 out of all Connecticut districts in per pupil expenditures (FPS spends \$2,170 less per pupil than the average per pupil expenditure in Connecticut).

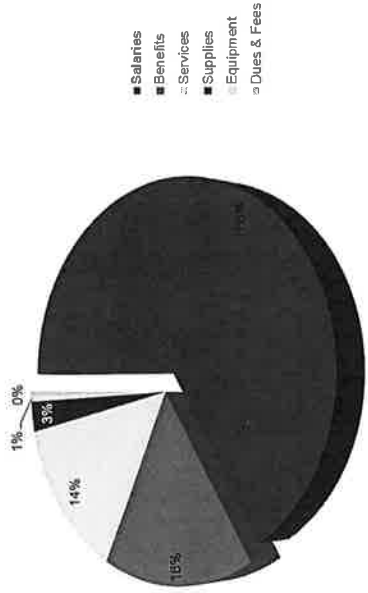
*\*Of 166 districts: #1 spending the most and #166 spending the lowest*

Source: EdSight



# SALARIES-100 SERIES

- Provides funding for school district employees, including teachers
- Account reflects the following negotiated increases:
  - Teachers
    - Equal dollar increase of \$1,200 for all steps until step 13
    - An increase of \$1,800 for teachers at the top step (14)
    - +Step increase only for teachers below top step
    - 1.5% increase in Appendix C
  - Administrators
    - 2.0% GWI
    - + Step increase only for those below top step
  - Nurses
    - Contract negotiations Spring 2023
    - Increase pending negotiations
  - Classified Staff
    - 2.0% GWI
    - + Step increase only for those below top step

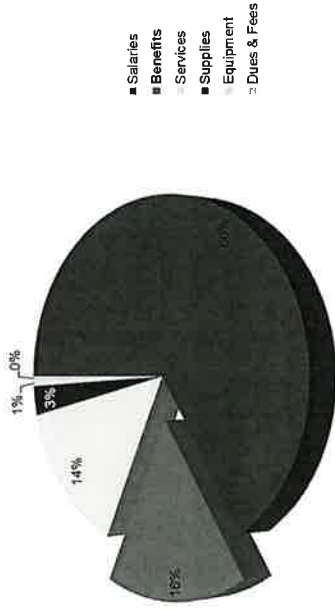


**2023-2024 Requested Budget** \$50,381,605  
**2022-2023 Approved Budget** \$49,097,978  
**Total Increase Requested** \$1,283,628  
**Percentage Increase** 2.61%



# BENEFITS-200 SERIES

- This account provides 100% of expected paid claims and administration of employee health insurance;
- All Associations have a High Deductible HSA with Co-Insurance;
- The Farmington BOE and Town have collaborated on a self-insurance policy that is a model for the state; and
- Life Insurance cost is \$.23/thousand and Long Term Disability cost is \$.22/hundred.



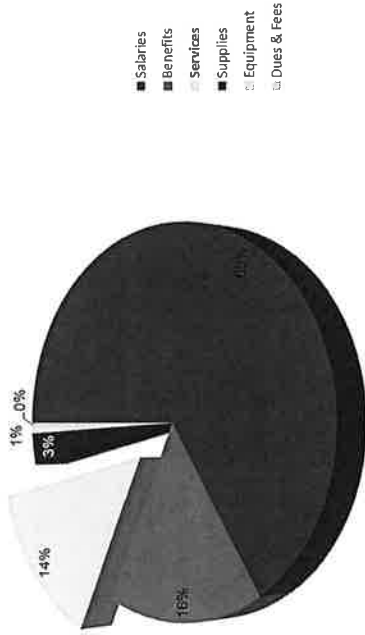
- Salaries
- Benefits
- Services
- Supplies
- Equipment
- Dues & Fees

2023-2024 Requested Budget	\$12,432,931
2022-2023 Approved Budget	\$12,243,626
Total Increase Requested	\$189,305
Percentage Increase	1.55%




# SERVICES-300 SERIES

- Account provides for Special Services consultation services and tuition costs for outplacements;
- Account provides for major facility projects, K-8 summer school and technology based operational systems;
- Account includes costs for student transportation and provides for Professional Development; Programs to improve teaching and learning; and
- The Board and Town collaborated on a successful energy service company performance contract which continues to bring further efficiencies to Board and Town buildings.




<b>2023-2024 Requested Budget</b>	<b>\$11,089,080</b>
<b>2022-2023 Approved Budget</b>	<b>\$10,583,873</b>
<b>Total Increase Requested</b>	<b>\$505,208</b>
<b>Percentage Increase</b>	<b>4.77%</b>



# SUPPLIES-400 SERIES

- Account provides for facilities used in swimming and ice hockey competitions; and
- Account provides for the purchase of a wide ranging group of items such as instructional, health, custodial, computer, and testing supplies, text and library books, and A-V/Computer materials.

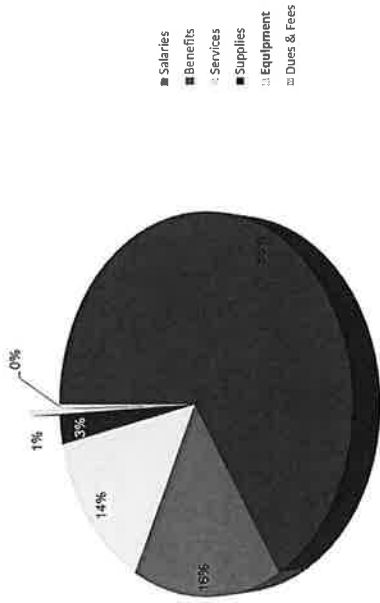


2023-2024 Requested Budget	\$2,082,558
2022-2023 Approved Budget	\$1,904,504
Total Increase Requested	\$178,054
Percentage Increase	9.35%



# EQUIPMENT-500 SERIES

- Account provides for facility and technology equipment;
- The district has prioritized all potential technology and facility purchases within this series; and
- The major driver of this increase is the restoration of funding for technology equipment related to the district's full transition to take-home 1:1 devices.

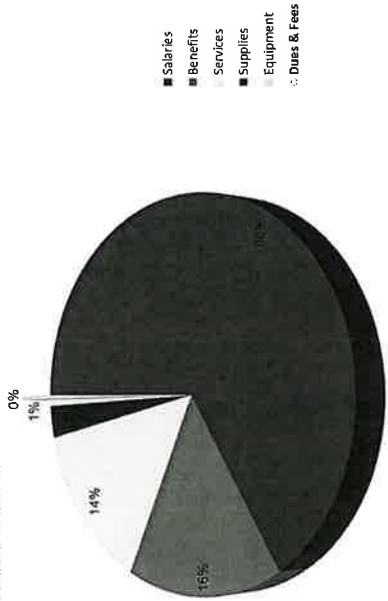


2023-2024 Requested Budget **\$406,391**  
 2022-2023 Approved Budget **\$362,304**  
 Total Increase Requested **\$44,087**  
 Percentage Increase **12.17%**






# DUES AND FEES-600 SERIES




- Memberships in organizations such as the Connecticut Association of School Business Officials and the Connecticut Association of Public School Superintendents are included here; and
- Account includes the Town of Farmington’s negotiated liability, umbrella and motor vehicle insurance for the school district.

2023-2024 Requested Budget	\$281,695
2022-2023 Approved Budget	\$255,973
Total Increase Requested	\$25,722
Percentage Increase	10.05%



# FARMINGTON PUBLIC SCHOOLS: BUDGET SUMMARY 2023-2024

ACCOUNT	2022-2023	2023-2024	Change	Percent
SALARIES	\$49,097,978	\$50,381,605	\$1,283,628	2.61%
BENEFITS	\$12,243,626	\$12,432,931	\$189,305	1.55%
SERVICES	\$10,583,873	\$11,089,080	\$505,208	4.77%
SUPPLIES	\$1,904,504	\$2,082,558	\$178,054	9.35%
EQUIPMENT	\$362,304	\$406,391	\$44,087	12.17%
DUES/FEES	\$255,973	\$281,695	\$25,722	10.05%
<b>TOTALS</b>	<b>\$74,448,257</b>	<b>\$76,674,261</b>	<b>\$2,583,183</b>	<b>2.99%</b>



## FARMINGTON PUBLIC SCHOOLS: EXCELLENCE IN FISCAL MANAGEMENT EXPENDITURE RANKINGS

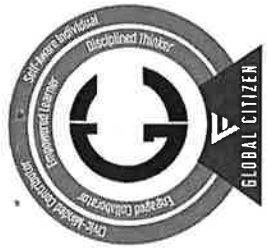
### \*Exceptional management of taxpayer dollars:

- 116 out of all Connecticut districts in instruction;
- 152 out of all Connecticut districts in general administration;
- 120 out of all Connecticut districts in central and other services;
- 112 out of all Connecticut districts in salaries;
- 142 out of all Connecticut districts in purchased services; and
- 112 out of all Connecticut districts in per pupil expenditures (FPS spends \$2,170 less per pupil than the average per pupil expenditure in Connecticut).


\*Of 166 districts: #1 spending the most and #166 spending the lowest

Source: EdSight

# FARMINGTON PUBLIC SCHOOLS: BUDGET TIMELINE



Date	Time	Meeting Title
March 14, 2023	7:00 p.m.	First Public Hearing on Town/School Budget
March 15, 2023	4:00 p.m.	Board and Town Council Budget Workshop
March 16, 2023	4:00 p.m.	Town Council Budget Workshop
March 18, 2023	9:00 a.m.	Town Council Budget Workshop
March 20, 2023	4:00 p.m.	Town Council Budget Workshop (If Needed)
March 21, 2023	4:00 p.m.	Town Council Budget Workshop (If Needed)
April 3, 2023	7:00 p.m.	Second Public Hearing on Town School Budget
April, 17, 2023	7: 00 p.m.	First Annual Town Meeting
April 27, 2023	All Day	Townwide Budget Referendum on Town/ School Budgets
April 28, 2023	4:00 p.m.	Town Council Budget Workshop (If Needed)
May 1, 2023	7:00 p.m.	Second Annual Meeting (If Needed)
May 11, 2023	All Day	Second Referendum (If Needed)



# FARMINGTON PUBLIC SCHOOLS

---

Empowering Global Citizens

**Achievements**

**2023-2024**


# SCIENCE ACHIEVEMENTS



- **NCWIT Awards:** FHS had 18 Awardees who were recognized during the CT Affiliate NCWIT award celebration. Awardees included a National Honorable Mention, 8 CT Affiliate Winners, 7 CT Affiliate Honorable Mention Recipients, and 2 CT Rising Star Recipients. We had the most Awardees in Connecticut again (9 of the last 10 years).
- **Science Olympiad:** Team took 5th Place in the State Competition and was the only school in CT to field 3 full teams.

# MATHEMATICS ACHIEVEMENTS

- Seventy-five members of the Class of 2023 were inducted into Mu Alpha Theta, a national high school and two-year college **mathematics honor society**.
- Five students were among the top students who participated in the **MAA American Mathematics Competitions** nationwide, and they each qualified for the next level of math competition, the AIME, which is an invitational competition. This is the highest number of FHS students moving on to the invitational competition in recent history.
- Thirty-five students participated in math competitions throughout the year. Our team of students tied for 1st place in the **New England Math Competitions** in our region, which consists of 7 schools. We were also recognized as a high scoring school (cumulative) in the New England Math League, and one student was recognized as a high scoring (cumulative) student.





# SOCIAL STUDIES ACHIEVEMENTS



- **Economics Team:** A combined group of sophomore and freshman Econ Team members advanced to the semi-final round of the EuroChallenge, a national competition. Also, eight students competed in the Harvard Pre-Collegiate Economic Challenge this year at Harvard University. The A team finished in the top eight in this international competition and one person from our team scored among the top 2 in the testing portion of the Challenge.
- **Model UN:** FHS Team won Best Delegation awards at the Princeton and World Affairs of Connecticut conferences.
- **Political Action Club:** FHS Team won the Jodi Rell Civility award from University of Hartford.



# SAT RESULTS



- During the 2021-22 school year, 97% of FHS seniors took the SAT.
- Math mean: 563
- Evidence-based Reading and Writing mean: 571

# AP RESULTS

- 74% of FHS juniors and seniors took one or more AP courses.
- 475 students took 1,094 AP exams in 2022 (in 26 subjects).
- 70% of the FHS AP exam grades were a three or higher
- AP Scholar Awards: AP Scholar (78), AP Scholar with Honor (18), AP Scholar with Distinction (83)



# ATHLETIC ACHIEVEMENTS



- Fall 2022 Boys' Soccer season record: 8-5-3, qualified for state Class LL tournament
- Girls' Swimming/Diving finished the dual meet season 9-2
- Field Hockey finished 9-4-1-2 (3rd in the CCC North) and qualified for the Class M tournament
- Girls' Volleyball finished 8-11 and qualified for both the CCC and the Class L State tournaments
- Girls Soccer finished 9-4-5 and made it to the second round of the Class LL state tournament. Diana Jedrychowski was named All American.
- Boys' Golf 13-1, CCC Division champions; Division I State tournament 2nd place
- Football finished 3-7, with wins over Avon and Plainville to secure the Olde Canal Cup.
- Boys' and Girls' Cross Country finished 1-6 and 2-7 respectively. Anna Weygang qualified for the State Open
- Boys' and Girls' Crew had a large turnout, 114 athletes, and were highly competitive

# MUSIC ACHIEVEMENTS

- All-State Music Festival Musicians - 27 Students
- CT Northern Regionals Musicians - 81 Students
- Middle School Northern Musicians - 54 Students
- HSO/Hartt School of Music Solo Festival - 15 Students
- Farmington Valley Chorus Competition - 2 Students
- Hartford Foundation Music Competition - 1 Student
- TRI M Music Honor Society Members - 94 Students
- College Scholarships and Music Interns - 27 Students



# MUSIC ACHIEVEMENTS

---

---



---

College, Community and Business Partnerships:

- Hartt School of Music and Hartford Symphony Orchestra Collaborations
- Central Connecticut State University Music Education Collaboration
- Four Community Leaders Awards for Farmington Friends of Music Officers
- Grants from Noah Wallace Fund and Farmington Foundation
- Farmington Social Services and Elderly Performance Collaboration
- Farmington Chamber of Commerce Performance Collaboration

---

Participation in the K-12 Music Program

- Strings: 901 students
- Band: 775 students
- Choral: 1472 students



# ART ACHIEVEMENTS

## **CT Regional Scholastic Art Awards:**


- 1 FHS Graphic Design Portfolio received an award
- 5 FHS students received awards
- 6 IAR students were recognized
- Every art teacher grades 7-8 had a student who was recognized

## **Congressional Art Award:**

- A FHS student received 2nd place in the 2022 Congressional Art Competition, representing the fifth district of Connecticut.

## **Advanced Placement Art:**

- 90% of students who submitted a portfolio got a 4 or higher




# ART ACHIEVEMENTS

## Grants:

- The Art Dept. partnered with FCE and the Hillstead Museum to run a ESSER funded (\$160,000) summer art program with 210 participants from Hartford County and 25 FHS Art Mentors

## Community Service:

- 60 students were inducted into our chapter of the National Arts Honor Society
- 30 FHS students mentored 110 students in our Inter-District Arts Program at FHS Saturday Workshops
- 21 Applied Arts students volunteered for Habitat for Humanity
- NAHS students created two murals for the Rails to Trails in Farmington



**MOTION:**

**Agenda Item N-1**

To set a public hearing on Monday, April 3, 2023, at 7:05 p.m. in the Town Hall Council Chambers on the Town Council's Proposed Budget for the Fiscal Year 2023-2024.





# TOWN OF FARMINGTON



# ANNUAL REPORT

TOWN OF FARMINGTON

1 MONTEITH DRIVE, FARMINGTON, CT 06032

860-675-2300 | [WWW.FARMINGTON-CT.ORG](http://WWW.FARMINGTON-CT.ORG)

FY  
2021 - 2022

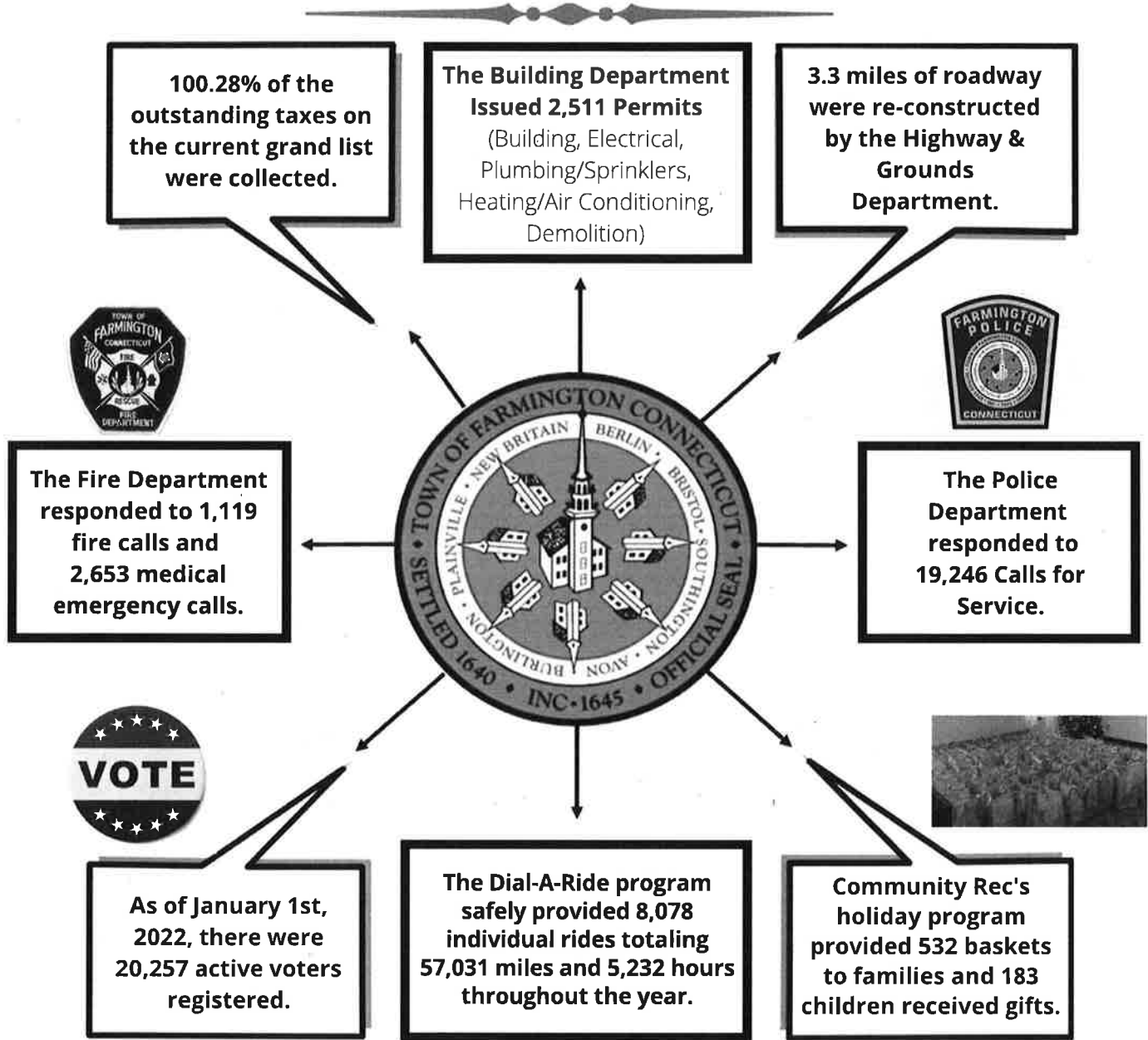
**Cover Photo:  
Tunxis Golf Course**



# Farmington at a Glance - FY 2021-2022

Page 3

*Farmington continues to be an economic leader in the Hartford region, with one of the lowest mill rates in the area of 28.81. Concurrently, the Town's Aaa bond rating was reaffirmed by Moody's. This is the highest bond rating a municipality can receive.*



## FARMINGTON GREEN EFFORTS



### Tons of Materials Recycled:

Combined Materials = 1,944.41 Tons  
 Leaves = 2,827.88 Tons  
 Brush and Wood Products = 543.99 Tons  
 Mattresses and Boxsprings = 22.48 Tons  
 Textiles = 15.75 Tons

# Table of Contents

Page 4

ASSESSOR .....	19
BOARD OF EDUCATION OFFICIALS.....	14
BUILDING DIVISION .....	20
COMMUNITY AND RECREATIONAL SERVICES.....	40
DEMOGRAPHIC AND ECONOMIC STATISTICS .....	15
DEPARTMENT OF PUBLIC WORKS .....	20
ECONOMIC DEVELOPMENT .....	26
ENGINEERING DIVISION .....	20
FARMINGTON AT A GLANCE.....	3
FARMINGTON COMMUNITY CHEST .....	58
FARMINGTON FOOD PANTRY .....	43
FARMINGTON LAND TRUST .....	56
FARMINGTON LIBRARIES - SINCE 1901 .....	48
FARMINGTON PUBLIC SCHOOLS .....	28
FARMINGTON VALLEY HEALTH DISTRICT .....	51
FARMINGTON VALLEY VNA .....	53
FIRE DEPARTMENT .....	44
FIRE MARSHAL .....	21
HIGHWAY AND GROUNDS DIVISION .....	22
MUSEUMS .....	10
ORGANIZATIONAL CHART.....	9
OTHER MUNICIPAL OFFICIALS .....	14
PLANNING AND ZONING.....	23
POLICE DEPARTMENT .....	46
REGISTRARS OF VOTERS .....	39
SERVICES FOR THE ELDERLY .....	54
TOWN, STATE AND FEDERAL OFFICIALS .....	12
TAX COLLECTOR .....	38
TOWN CLERK .....	37
TOWN COUNCIL ACTIONS .....	17
TOWN COUNCIL APPOINTED OFFICIALS .....	14
TOWN COUNCIL CHAIR'S MESSAGE .....	5
TOWN MANAGER APPOINTED OFFICIALS .....	13
TOWN MANAGER'S MESSAGE .....	6
WATER POLLUTION CONTROL FACILITY .....	24

## Town of Farmington Department Directory

<b>Animal Control</b>	<b>860-675-2440</b>
<b>Assessor</b>	<b>860-675-2370</b>
<b>Building</b>	<b>860-675-2315</b>
<b>Board of Education</b>	<b>860-673-8270</b>
<b>Community Center</b>	<b>860-675-2490</b>
<b>Economic Development</b>	<b>860-675-2395</b>
<b>Engineering</b>	<b>860-675-2305</b>
<b>Finance - Accounts Payable</b>	<b>860-675-2339</b>
<b>Finance - Main</b>	<b>860-675-2335</b>
<b>Finance - Payroll</b>	<b>860-675-2337</b>
<b>Finance - Purchasing</b>	<b>860-675-2335</b>
<b>Fire &amp; Rescue Services</b>	<b>860-675-2322</b>
<b>Fire Marshal</b>	<b>860-675-2320</b>
<b>General Info</b>	<b>860-675-2300</b>
<b>Highway &amp; Grounds</b>	<b>860-675-2550</b>
<b>Housing Authority</b>	<b>860-675-2390</b>
<b>Library</b>	<b>860-673-6791</b>
<b>Plan &amp; Zoning</b>	<b>860-675-2325</b>
<b>Police (Routine)</b>	<b>860-675-2400</b>
<b>Police (TDD)</b>	<b>860-673-2527</b>
<b>Probate Court</b>	<b>860-675-2360</b>
<b>Public Works</b>	<b>860-675-2330</b>
<b>Recorded Info</b>	<b>860-675-2301</b>
<b>Recreation</b>	<b>860-675-2540</b>
<b>Registrar of Voters</b>	<b>860-675-2367</b>
<b>Senior Center</b>	<b>860-675-2490</b>
<b>Social Services (Sec VIII)</b>	<b>860-675-2390</b>
<b>Tax Collector</b>	<b>860-675-2340</b>
<b>Town Clerk</b>	<b>860-675-2380</b>
<b>Town Hall (TDD)</b>	<b>860-675-2314</b>
<b>Town Manager</b>	<b>860-675-2350</b>
<b>Water Pollution Control</b>	<b>860-675-2545</b>
<b>Youth Services</b>	<b>860-675-2390</b>

# Town Council Chair's Message

Page 5

The Town Council is pleased to provide you with the Annual Report for the Town of Farmington for fiscal year, July 1, 2021 to June 30, 2022. As you read through the report, you may note the wide range of important services that we provide our citizens and business community. On behalf of the Town Council, I want to express the pride we have in our community, schools, and our Town employees. We hope that you find this report useful and informative.

Throughout the past year, our community continued to fight the spread of COVID-19. In January 2022, the Town of Farmington received shipments of COVID-19 self-test kits from the State of Connecticut and held drive through test kit distribution events at Tunxis Mead. In addition to distributing thousands of tests to town residents, the Town of Farmington distributed approximately 30,000 N-95 masks in response to the Omicron variant wave. Fortunately, we saw a rapid decline in cases by March 2022. That, in tandem with a high vaccination rate, led to the statewide mask mandate being lifted. I am hopeful that we will continue to make positive progress and put COVID-19 in the rearview mirror.

Financially, the Town of Farmington remains well positioned. This past spring, the fiscal year 2022-2023 Budget was approved with a modest 1.80% property tax increase. Additionally, the Town's Aaa bond rating was reaffirmed by Moody's. This is the highest bond rating a municipality can receive.

One of the most important planning documents that the Town adopts or amends every year is the Strategic Plan. The plan guides elected and appointed officials on matters of policy, finance, and operations to ensure that the needs of the Farmington community are being heard and met.

This year, the Town of Farmington advanced a number of significant goals that are outlined in the Strategic Plan. One of the most important goals of the 2020-2022 Strategic Plan was to find a comprehensive solution to address the building shortcomings of the Farmington High School.

I am pleased to report that on June 3, 2021, voters overwhelmingly approved plans to build a new high school to replace the outdated existing high school, and groundbreaking for the new High School remains on schedule for the Fall of 2022.



**Town Council Members with Town Manager, Kathleen Blonski, at the 2022 Coffee with the Town Council**

Over the past year, our communications team developed new communications tools to increase and improve communication with our residents. The Town Council Chair Report, which offers community members a simple way to review what happened at the latest Town Council meeting, was a new feature to keep residents engaged and informed.

On June 11, 2022, The Town Council held their first "Coffee with the Town Council" Residents were invited to stop by the Farmington Starbucks for a cup of coffee and meet with members of the council to discuss their concerns and hear about the latest town happenings. I enjoyed meeting with residents in a casual setting and look forward to future "Coffee with the Town Council" events.

I leave you with the assurance that all of us involved and working in Town government remain committed to the Town Council's Mission of developing policies to maintain and improve the quality of life for residents in a fiscally responsible manner, making Farmington a great place to live, work, play, and prosper!

As always, I look forward to hearing from you and working together to achieve our mutual goals. Please feel free to email me at [ThomasCJ@farmington-ct.org](mailto:ThomasCJ@farmington-ct.org) with comments or concerns.

Be Well,

**C.J. Thomas, Town Council Chair**

# Town Manager's Message

Page 6

The Town of Farmington's 2021-2022 Annual Report highlights the accomplishments achieved by elected and appointed officials, as well as Town of Farmington employees during the Fiscal Year of July 1, 2021 – June 30, 2022.

2021-2022 has truly been a transitional year; as we all learned what "new normal" means to us. In Farmington, it means adapting to working through COVID-19 case spikes, maintaining costs while inflation grows, providing high quality services with significant labor shortages, all while advancing the numerous Town-wide long-term projects. Most notably, the Farmington High School Building Committee continues to prepare for the construction of the new High School, and I am pleased to report that groundbreaking is on schedule for the Fall of 2022.

Despite global economic conditions, Farmington has maintained its strong financial position. Our Aaa Moody's Bond Rating was reaffirmed, and the American Rescue Plan Act (ARPA) Ad Hoc Committee's recommendations will guide the Town in appropriately allocating the influx of federal grant money. Farmington is well poised for the future, and during these extraordinary times, I will strive to continue to provide exceptional services to our residents and businesses.

## Farmington High School Building Project



**A rendering of the new FHS Cafeteria.**

The Farmington High School (FHS) Building Committee remains focused on completing the detailed building design and cost estimate in preparation for bidding to occur in late summer, and construction of the new facility to start this fall.

## Farmington High School Building Project cont.

Town staff worked with our Legislation Delegation to increase Farmington's reimbursement rate to 30% for both the new high school and the renovation of the 900 wing. The Town of Farmington's expected total reimbursement from the State of Connecticut is now \$40.6M, which is \$14.4M higher than what was anticipated at the time of the June 2021 referendum.

The FHS Building Committee approved an Early Enabling Phase which includes preliminary site work and the construction of a temporary school parking lot next to the library. This phase will begin in July 2022 and work will be completed prior to the start of the new school year, minimizing disruption to school operations.

Updates on the project status can be found on the FHS Building Project website, [www.fhsbuildingproject.org](http://www.fhsbuildingproject.org).

## 1928 Building

On January 18, 2022, the Town Council established an Ad Hoc Committee to work with Town Staff to make recommendations to the Town Council on the next steps concerning the 1928 Building which is part of the existing high school structure.

This past spring, a survey was sent to residents to gather community input regarding options for the 1928 Building. 77.8% of respondents expressed interest in retaining the 1928 Building, indicating strong community support.

The Town Council subsequently established the 1928 Building Committee in May 2022, to further study various options for the building and to propose next steps. It is anticipated that a town-wide referendum will be held regarding the 1928 Building in the Spring of 2023.

Updates on the project status can be found on the 1928 Building Committee's website: [www.1928building.org](http://www.1928building.org).



## Economic Status

Farmington remains an economic leader in the Hartford Region, with one of the lowest mill rates in the area. In 2021-2022, Economic Development efforts were focused on keeping abreast of current trends and addressing how these trends are playing out in our local economy.

- Of the 29 towns and cities in the Metro Hartford region, Farmington has the one of the lowest mill rates of 28.81
- Census data showed that Farmington was one of Connecticut's 10 fastest growing towns, experiencing a 5% population growth since the last census.
- As of April 2022, Farmington's unemployment rate is 2.6% while the State of Connecticut's unemployment rate is 3.8%.

Farmington's commercial base contributes 32.3% of the total taxes and the residential base is 67.7%. These ratios indicate a vibrant business community whose contribution to the tax base takes much burden away from the residential community.

In the upcoming year, the Town of Farmington will continue to assist small businesses, connecting them to resources to address labor shortages, lingering inflation costs, and supply chain disruptions. The Town will continue to increase engagement among the life science companies and focus on redevelopment opportunities in some of our older buildings.

## 2021-2022 Projects In-Progress

- Two 33,000 square foot medical office buildings located on 1 Munson Road were approved. Metro Realty will complete construction on the first building this summer and this building is already fully leased. Construction of the second building will start by the end of 2022.
- Tunxis Community College's advanced manufacturing center at 21 Spring Lane is under renovation and is anticipated to open in Fall 2022
- An approved retail mall plaza at 52, 54, 56 Farmington Avenue to include personal service shops and three take out delivery restaurants is currently being leased.



**A rendering of the former Marriott, slated to become multifamily housing.**

- The redevelopment of two retail buildings on Main Street in Farmington to include new office, retail, and personal office space was approved in 2020 and is currently under construction.
- The former Marriot Hotel is currently being renovated and converted from hotel space to 244 market rate multifamily housing. The project will also include a restaurant and event space.
- CT Spring & Stamping was approved to build a 48,000 square foot expansion to their manufacturing buildings located at 48 Spring Lane.
- Kaoud Real Estate was approved to develop 199 apartments and make improvements to the trails adjacent to the proposed apartments. 50,000 square feet of planned commercial development is planned for the MacCallum Building which is adjacent to the proposed apartments.
- A new 204-unit apartment building will be located at 74-76 Batterson Park Road, which already housed 2 commercial office buildings.
- Remediation Plans are currently awaiting approval for the Charles House Property. The development on 19 Perry Street is for 268 apartments; anticipated construction will start in 2022.
- Redevelopment of the former Tunxis Service Center into a new authentic Indian Grocer was approved in 2022. Anticipated opening will take place in Summer 2022.
- Claudia's Grinder Shop was approved to redevelop the Tunxis Driving Range Pro Shop and relocate the grinder shop.

# Town Manager's Message *continued*

Page 8



## 2021-2022 Completed Projects

- Thomaston Bank opened second location in April 2022, redeveloping the former Santander location in Unionville.
- The Chase Bank project which included preserving and moving the former historic gas station on their site and constructing a new building facing Route 4 was completed in December 2021. A ribbon cutting ceremony was held in March 2022.
- Chef Jiang, serving authentic Chinese cuisine opened in December 2021.
- Arrow Pharmacy opened in Summer 2021.
- The Vault, Hand Crafted Wellness & Apothecary opened in November 2021.
- Center for Children with Special Needs (CCSN) leased a 12,000 square foot child behavioral center at the Exchange and will open in Spring 2022.
- Taprock Restaurant was sold and will reopen in Summer 2022 as an authentic Latin cuisine restaurant named Puente.
- The Iron House Sport Pub opened in October 2022. They held a ribbon cutting ceremony in June 2022.
- The Nail Boutique and Spa opened in May 2022.
- The Hartford Baking Co. opened in Fall 2021 in the former Truffles Bakery.
- Torigen Pharmaceutical, a UConn TIP Company, signed a lease for larger offices at 6 Executive Drive.

## Wrap Up

As always, working with the residents of the Town of Farmington continues to be a satisfying experience. With many major projects going on, I encourage members of our community to stay engaged and get involved. Please monitor our Town Website at [www.farmington-ct.org](http://www.farmington-ct.org) for updates on Town happenings and contact our Town Clerk's Office at (860) 675-2380 if you are interested in joining our Boards & Commissions.

I look forward to hearing from you. Please feel free to give me a call at 860.675.2350 or email me at [BlonskiK@farmington-ct.org](mailto:BlonskiK@farmington-ct.org).

Sincerely,

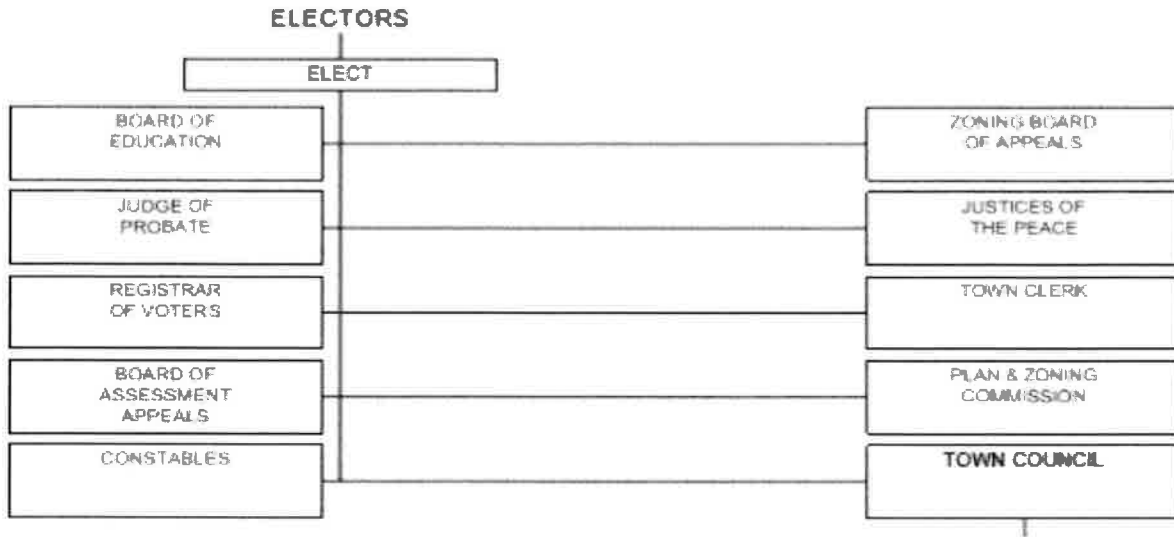
**Kathleen A. Blonski, Town Manager**



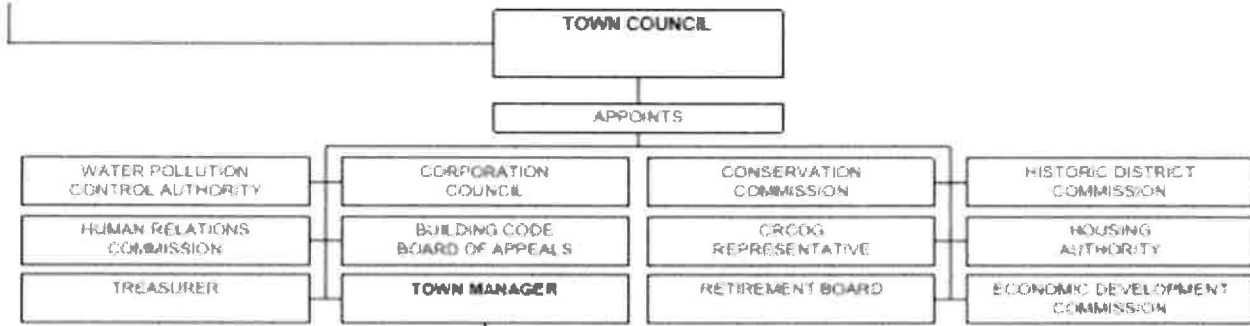


# Organizational Chart - Town of Farmington

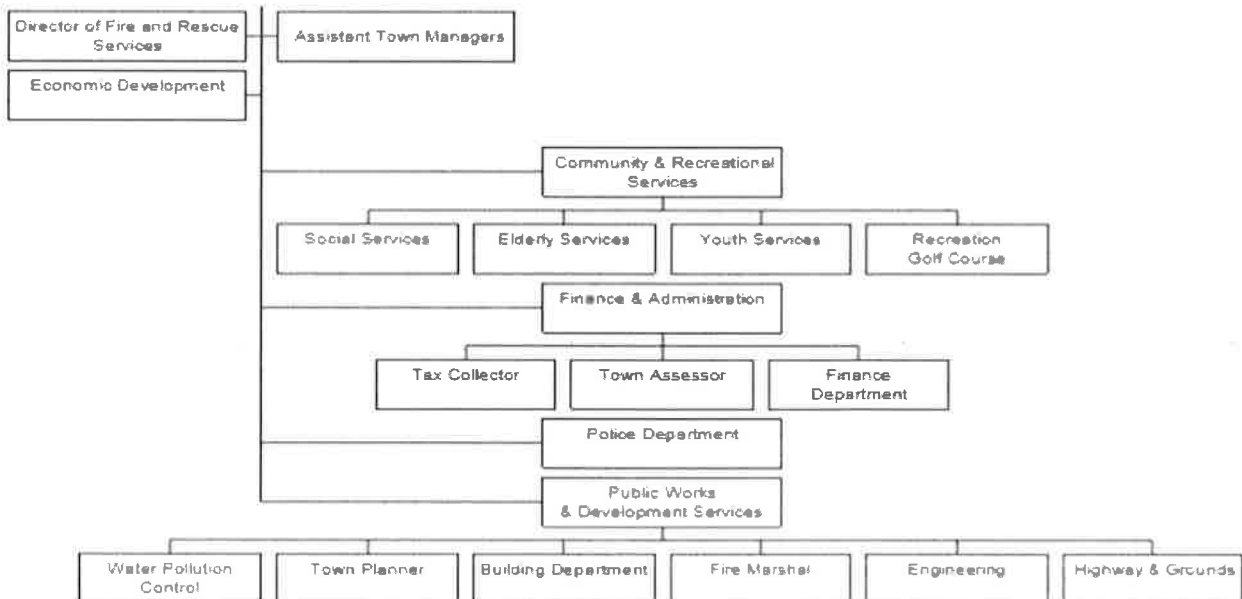
## Residents/Electors Elect the Following Positions:



## Town Council Appoints the Following Positions:



## The Town Manager Appoints the Following Positions:



## Day-Lewis Museum

158 Main St. (rear), Farmington, CT 06032  
Phone: 860-678-1645

The Day-Lewis Museum of Indian Artifacts, owned by Yale and operated by the Farmington Historical Society.



## Farmington Historical Society Office

71 Main St., Farmington, CT 06032

Mailing Address:

P.O. Box 1645

Farmington, CT 06034

Phone: 860-678-1645

Website: [farmingtonhistoricalsociety-ct.org](http://farmingtonhistoricalsociety-ct.org)

Founded in 1954 to study and teach Farmington history, the Historical Society collects and preserves documents and artifacts related to local history. The Society maintains two 18th century cottages, located at 138 and 140 Main Street, Farmington. One of the cottages serves as the Society headquarters, where meetings are held, as well as exhibits and the annual tag sale. The Society also maintains the 1790 Stone Schoolhouse, at 93 Coppermine Road (intersection of Red Oak Hill Road).



## Farmington Memorial Town Forest

The Farmington Memorial Town Forest was established in 1926, as a memorial to the men and women who served in the First World War. The Forest consists of 266 acres, between Red Oak Hill Road and Plainville Avenue (Rt. 177). Mr. Harry C. Ney, of Farmington, contributed 188 acres, and other parcels were acquired from a neighboring owner. The Forest is owned by the Town of Farmington.

~continued in next column ~

## Farmington Memorial Town Forest

At a Special Town Meeting on May 20, 1926, it was established that the Forest be supervised and controlled by a quasi/Town Board of Trustees. The Board, seven in number, decided that use of the Forest be for passive recreation, such as hiking and bird watching, with no hunting, fires or vehicle trespass. As time passed, it was found necessary to manage the Forest in a constructive manner, so a professional forester was asked to draw up a forest management plan, analyzing tree stands, recommending harvest where appropriate, conducting oversight of harvests, conducting replanting and regeneration of desirable tree species and conducting surveillance of the six blocks in the plan. Mel Harder of East Hartland, CT is our forester, and has been for many years.



## Hill-Stead Museum

35 Mountain Rd., Farmington, CT 06032

Phone: 860-677-4787

Website: [hillstead.org](http://hillstead.org)

Hill-Stead Museum, designated a National Historic Landmark in 1991, is an outstanding example of Colonial Revival domestic architecture, set on 152 acres of fields and woodlands. The Museum houses outstanding works by Monet, Manet, Degas, Cassatt and Whistler, which are shown with the furnishings and decorative arts, as they were when the Pope and Riddle families were in residence (1901-1946). The main house is complimented by a Sunken Garden, with period plantings restored after the original Beatrix Farrand design.

Hill-Stead Museum is located off route I-84, at exit 39. Follow route 4 to the second light; turn left onto route 10 South. At the next light, turn left onto Mountain Road. The Museum entrance is at 35 Mountain Road. For more information, or a calendar of events, please call (860) 677-4787 or email [hillstead@hillstead.org](mailto:hillstead@hillstead.org).



### **Lewis Walpole Library**

154 Main Street, Farmington, CT 06032

Website: [walpole.library.yale.edu](http://walpole.library.yale.edu)

Phone: 860-677-2140

The Lewis Walpole Library is a non-circulating research library, for English eighteenth-century studies. It was bequeathed to Yale by W.S. Lewis, who devoted his life to collecting the letters and works of Horace Walpole, 1717-1797, and to editing the Yale Edition of Horace Walpole's Correspondence. The library is located in a colonial frame house built in 1784, to which new wings have been added. Almost every aspect of the eighteenth century is covered by the library's holdings, including the most extensive collection of English 18th-century satirical prints, in the United States. Drawings, paintings, and memorabilia from Strawberry Hill, Horace Walpole's Gothic Revival villa, enrich the print and manuscript sources. The manuscript holdings are strong in the 18th-century history of diplomatic relations, particularly between Great Britain and Poland, Germany, and Russia. The staff currently provides information by telephone and through the mail and e-mail. The library provides photocopying services. Researchers may also request that items from the Library be sent either to the Beinecke Library or the British Art Center for consultation.



### **Old Stone Schoolhouse**

93 Coppermine Rd. (at Red Oak Hill Rd.)

Unionville, CT 06085

Phone: 860-678-1645

The Old Stone (West District) Schoolhouse is a museum of local history operated by the Farmington Historical Society.



### **Stanley-Whitman House**

37 High St., Farmington, CT 06032

Website: [stanleywhitman.org](http://stanleywhitman.org)

Phone: 860-677-9222

The Stanley-Whitman House was built by Deacon John Stanley in 1720, and opened as a museum in 1935. The House was named a National Historic Landmark in 1961 and remains one of the best-known examples of early New England framed architecture. Recently restored, the house embodies the styles of both the 17th and 18th centuries. Constructed around the massive central chimney, the House features an overhanging second story, with four pendant drops across the front. A lean-to, added across the back in the middle 1700's, gives it the traditional New England saltbox shape. The Stanley-Whitman House preserves and interprets the history and culture of 18th-century Farmington. Adults and children enjoy open-hearth cooking, candle-making, spinning, weaving, and other colonial activities, during special events.



### **Unionville Museum**

15 School St., Unionville, CT 06085

Website: [unionvillemuseum.org](http://unionvillemuseum.org)

Phone: 860-673-2231

Housed in a restored Andrew Carnegie free public library building (the original West End Library), built circa 1917, the Unionville Museum opened in 1984, on the 150th anniversary of the federal government's official "naming" of Unionville. Through its collection and carefully researched thematic exhibits, the Unionville Museum brings together and celebrates the people, places and events that make Unionville unique. The Museum presents three exhibits a year, prints an annual historic calendar, sponsors annual vintage car parades, co-sponsors eight public summer band concerts, in the nearby gazebo, and participates in other community activities.

# Elected Town, State and Federal Officials

Page 12

## **Town of Farmington**

### **Town Council**

C.J. Thomas, Chair  
Rafeena Bacchus-Lee  
Joseph Capodiferro  
Johnny Carrier  
Brian F.X. Connolly  
Edward Giannaros  
Keith Vibert

### **Board of Education**

Christine Arnold  
William Beckert  
Sylvie Binette  
Nadine Canto  
Liz Fitzsimmons  
Sarah Healey  
Beth Kintner  
Patti Boye-Williams  
Andrea Sobinski

### **Board of Assessment Appeals**

Christopher M. Mathieu, Chair  
Patty Buttero  
Frank Gerratana  
Richard J. Higley, Sr  
Mark Simpson  
Ron White

### **Constables**

Geno Avenoso  
Peter Bagdigan  
Diane Rogers

### **Registrar of Voters**

Barbara Brenneman  
Edward Leary

## **Town of Farmington**

### **Town Clerk**

Maureen Frink

### **Town Plan & Zoning Commission**

Inez St. James, Chair  
Patrick A. Carrier  
Michael Grabulis  
Scott Halstead, Secretary  
Matthew Hutvagner  
Liz Sanford  
James Rackliffe, Alternate  
Matthew Bandle, Alternate  
Michael Walsh, Alternate

### **Zoning Board of Appeals**

Jon L. Schoenhorn, Chair  
Kerry Callahan, Secretary  
Christopher R. Cloud  
Ronald Llewellyn  
Sara Nadim  
Steven Walsh  
John J. Healey, Alternate  
Harry Marsh, Alternate  
Bob Wiener, Alternate

## **State and Federal Officials**

### **U.S. Senate**

Richard Blumenthal  
Christopher Murphy

### **U.S. Representative**

Jahana Hayes (5th District)

### **State Senator**

Derek Slap (5th District)  
Rick Lopes (6th District)

### **State Representative**

Tammy Exum (19th District)  
Mike Demicco (21st District)

# Town Council Appointed Officials

Page 13

## **Building Code of Appeals**

Donald Doeg  
Philip R. Dunn  
George Santos  
David Trombley  
Vacant

## **Conservation and Inland Wetlands Commission**

Robert J. Hannon, Chair  
Richard Berlandy  
David Fox  
Robert C. Isner, Vice Chair  
Neil Kelsey  
Mark Simpson  
Ned T. Statchen, Secretary  
Emily Bryk, Alternate  
Robert Canto, Alternate

## **Economic Development Commission**

Phillip Chabot  
Lun Warren Hua  
Daniel E. Kleinman  
Pete Ramchandani  
Robert J. Reeve  
Thomas Hyde  
William A. Wadsworth

## **Farmington Historic District Commission**

Jjoanne Lawson  
John Bombara, Chair  
James Calciano, Vice Chair  
Cliff Mix  
Michelle Phelan, Secretary  
Elizabeth Gemski, Alternate  
John Renahan, Alternate  
Ted Sanford, Alternate

## **Unionville Historic District Commission**

Lisa Johnson, Chair  
Ann V. Wuelfing  
Robert G. Hoffman, Secretary  
Barbara Marsh, Vice-Chair  
Matt Ross  
Kelley Schaedler, Alternate  
Rachel Griffin, Alternate  
Stephen Meyer, Alternate

## **Town Historian**

Lisa Johnson

## **Housing Authority**

John DeMeo  
Ann Newbury  
Sally G. Hatzenbuhler  
Christian R. Hoheb  
Gary Gross  
Justin Pagano

## **Human Relations Commission**

Andrew Arboe  
Lakeesha Brown  
Jun Lu  
Donna Mambrino  
Ann Newbury  
Jay Tulin  
Kyla Zimmermann

## **Land Acquisition Committee**

Joseph Capodiferro  
Brian F.X. Connolly  
Evan R. Cowles  
Robert J. Hannon  
Stephen Nelson  
Ned T. Statchen  
William A. Wadsworth

## **Retirement Board**

Keith Vibert  
Robert G. Brochu  
Kyle Cunningham  
Steven Egan  
Robert Huelin  
Chris Jesudowich  
Art Marques  
Geoff Porter  
Joan Valenti  
Bruce Polsky  
Talia Stigliani

## **Town Manager**

Kathleen A. Blonski

## **Veterans Memorial Committee**

Paul J. Krause, Chair  
Tyson Belanger  
Justin Bernier  
Theodore C. Jones  
Vacant  
Vacant

## **Water Pollution Control Authority**

Phil Dunn  
James Foote  
Philip Cordeiro  
Kevin S. Ray  
Jennifer Wynn

# Town Manager Appointed Officials

Page 14

## **Assistant Town Manager**

Kathryn Krajewski

## **Building Official**

Stephen Doyon

## **Chief of Police**

Colin Ryan

## **Director of Community & Recreational Services**

Nancy Parent

## **Director of Fire & Rescue Services**

Thomas Fitzgerald

## **Director of Finance & Administration**

Joseph Swetcky

## **Director of Public Works & Development Services**

Russell Arnold, Jr.

## **Economic Development**

Rose Ponte

## **Fire Marshal**

Michael Gulino

## **Highway & Grounds Superintendent**

James Ruzbasan

## **Tax Collector**

Samantha Pletscher

## **Town Planner**

Shannon Rutherford

## **Water Pollution Control Plant Superintendent**

Mark Batorski

## **Other Municipal Officials**

### **Director of Health**

Jennifer Kertanis, Farmington Valley Health District

### **Library Director**

Christopher Lindquist

### **Fire Chiefs**

Dave Czlapinski, East Farms  
Michael Grabulis, Farmington  
Rich Higley, Sr., Tunxis Hose

## **School District Leadership:**

### **Superintendent of Schools**

Kathleen C. Greider

### **Assistant Superintendents**

Alicia Bowman  
Kimberly Wynne

### **Director of Curriculum and Instruction**

Veronica Ruzek

### **Director of Special Services**

Dr. Laurie Singer

## **School Information 2021-2022**

### **Farmington High School**

Dr. Scott Hurwitz, Principal

### **Irving A. Robbins Middle School**

Nilda Irizarry, Principal

### **West Woods Upper Elementary School**

Dr. Katie Blore, Principal

### **East Farms School**

Renee St. Hilaire, Principal

### **Noah Wallace School**

Carrie Huber, Principal

### **Union School**

Caitlin Eckler, Principal

### **West District School**

Carolyn Fink, Principal

# Demographic and Economic Statistics

Page 15

Annual Estimates of the Resident Population for the United States, Regions, States, April 1, 2020 to July 1, 2022

Geographic Area	April 1, 2020 Estimates Base	Approximate Population (as of July 1)		
		2020	2021	2022
United States	331,449,520	331,511,512	332,031,554	333,287,557
Northeast	57,609,156	57,448,898	57,259,257	57,040,406
Connecticut	3,605,942	3,597,362	3,623,355	3,626,205
Farmington	26,700	26,712	25,528	26,077

Annual Estimates of the Resident Population for the United States, Regions, States, District of Columbia, and Puerto Rico: April 1, 2020 to July 1, 2022  
 Source: U.S. Census Bureau, Population Division  
 Release Date: December 2022

**Total Population**

1980	1990	2000	2010	2021	2022
16,407	20,608	23,641	25,340	25,528	26,077

**Age Distribution by Percent (2021)**

Under 10	10-19	20-29	30-39	40-49	50-59	60-69	70-79	80+
9%	13%	11%	11%	13%	16%	13%	7%	6%

Educational Attainment	Farmington	CT Average
High School Graduate or Higher, percent of persons age 25 years+	95.2%	88.9%
Bachelor's Degree or higher, percent of persons age 25 years+	62.2%	33.7%

**Education (2021-2022)**

Total Number of Public School Enrollment	3,923
Attendance Rate	94.8%
Average Class Size	21

**Employment Data (July 2022)**

Employed	13,864
Unemployed	476
Unemployment Rate	3.3%

Real Estate	Farmington	CT Average
Owner-Occupied housing unit rate (2017-2021)	74.40%	64.60%
Median value of owner-occupied housing units	\$332,000	\$244,900
Renter-Occupied housing	25.60%	35.4%
Median Gross Rent	\$1,567	\$1,260

Household Income	Farmington	CT Average
Median Household Income (in 2021 dollars)	\$106,773	\$83,572
Per capita income in past 12 months (in 2021 dollars)	\$59,213	\$47,869
Persons in poverty, percent	7.4%	10.1%

# Demographic and Economic Statistics *continued*

Page 16

## 2021 Annual Wages Employment and Industry Totals

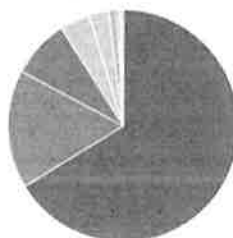
Industry	Units	Annual Average Employment	Total Annual Wages	Annual Average Employment Wages and Industries
2021 Total - All Industries	1495	30,935.67	\$770,002,879.00	\$24,890.46
Total - All Private Industries	1473	24,462.67	\$617,043,858.00	\$25,223.90
Agric., Forestry, Fishing & Hunting	*	*	*	*
Construction	81	1,175.33	\$40,412,871.00	\$34,384.18
Manufacturing	37	2,436.33	\$51,892,328.00	\$21,299.35
Wholesale Trade	84	502.00	\$13,587,192.00	\$27,066.12
Retail Trade	159	2,729.33	\$29,097,940.00	\$10,661.19
Transportation & Warehousing	15	157.33	\$2,158,834.00	\$13,721.40
Information	53	631.33	\$20,856,865.00	\$33,036.22
Finance & Insurance	174	3,601.67	\$108,017,899.00	\$29,991.09
Real Estate and Rental & Leasing	47	327.00	\$7,909,316.00	\$24,187.51
Professional, Scientific, & Technical Services	225	1,795.33	\$53,480,508.00	\$29,788.62
Management of Companies & Enterprises	26	2,909.67	\$172,998,380.00	\$59,456.43
Admin. & Support & Waste Mgmt. & Remed	108	1,424.00	\$19,426,387.00	\$13,642.13
Educational Services	*	*	*	*
Health Care & Social Assistance	210	4,203.00	\$72,844,169.00	\$17,331.47
Arts, Entertainment, & Recreation	22	303.67	\$2,729,179.00	\$8,987.42
Accommodation & Food Services	84	1,369.00	\$9,795,095.00	\$7,154.93
Other Services (except Public Administration)	120	667.00	\$8,636,396.00	\$12,948.12
Unclassified establishment	8	8.33	\$142,310.00	\$17,077.20
Total Government	22	6,473.00	\$152,959,021.00	\$23,630.31
Federal Government	3	42.00	\$664,879.00	\$15,830.45
State Government	6	5,359.00	\$132,410,813.00	\$24,708.12
Local Government	13	1,072.00	\$19,883,329.00	\$18,547.88

## 2021 Major Employers

Employer	Type of Business	Approximate # of Employees
American Red Cross	Social Services & Welfare Organizations	250-499
CSS	Metal Stamping	250-499
Tunxis Community College	Junior-Community College – Tech Institute	500-999
Macy's	Department Stores	500-999
UConn Health Intl. Travelers	Physicians & Surgeons	5,000-9,999
Otis Worldwide Corp	Elevators – Sales & Service	500-999
ConnectiCare Inc	Insurance	500-999
Trumpf Medical Systems Inc.	Machinery – Rebuilding & Repairing	500-999
UConn Health Ctr	Health Care Management	1,000-4,999

## Total Businesses By Number of Employees

- 1-4 Employees
- 5-9 Employees
- 10-19 Employees
- 20-49 Employees
- 50-99 Employees
- 100-249 Employees
- 250-499 Employees
- 500-999 Employees
- 1000+ Employees



**1-4 Employees: 1,472**  
**5-9 Employees: 366**  
**10-19 Employees: 180**  
**20-49 Employees: 94**  
**50-99 Employees: 62**

**100-249 Employees: 23**  
**250-499 Employees: 9**  
**500-999 Employees: 6**  
**1000+ Employees: 8**



# Summary of Town Council Actions

Page 17



## Town Council Members

### Front Row (L to R):

Joseph Capodiferro  
Kathy Blonski - Town Manager  
C.J. Thomas - Council Chair  
Maureen Frink - Town Clerk  
Edward Giannaros

### Back Row (L to R):

Brian Connolly  
Keith Vibert  
Rafeena Bacchus Lee  
Johnny Carrier

## Summary of Town Council Actions: July 1st, 2021 - June 30th, 2022

### July 2021

- Amended the Farmington Town Code Chapter 111 "Historic Areas" for the purpose of adding three historic properties under the jurisdiction of the Farmington Historic District Commission.

### September 2021

- Established a Town Council Ad-Hoc Committee to work with Town Hall to make recommendations to the Town Council on the next steps involving American Rescue Plan Act (ARPA), Coronavirus State and Local Fiscal Recovery Funds, (Federal Stimulus Monies) received by the Town of Farmington.
- Awarded a contract for the purchase of one 2023 International Model HV5007 Heavy Duty Cab and Chassis to Nutmeg International Trucks, Inc., of Hartford, CT at a purchase price of \$94,510.42
- Awarded a contract for the purchase of one Model # M1221 Toolcat 5600 Utility Work Machine with accessories to Bobcat of Connecticut, Inc., of East Hartford, CT at a purchase price of \$78,129.00.
- Awarded a contract for the purchase of Treated Road Salt for the 2021/2022 winter season to CARGILL, Inc. of Boston, MA at a purchase price of \$67.54 per ton.
- Awarded a contract for the purchase of ten (10) portable radios and accessories to Motorola Solutions, Inc. of Woodcliff Lake, NJ at a total contract price of \$50,000.

### October 2021

- Established a Town Council Ad-Hoc Committee to work with Town Hall to make recommendations to the Town Council on the next steps involving American Rescue Plan Act (ARPA), Coronavirus State and Local Fiscal Recovery Funds, (Federal Stimulus Monies) received by the Town of Farmington.

### October 2021 cont.

- Awarded a contract to supply the Farmington Police Department with body cameras and in car camera systems for the five-year period beginning November 1, 2021, to October 31, 2026, to Axon Enterprises Inc. at a cost of \$67,602.61 per year or \$335,263.03 for the five-year period.
- Awarded Bid # 307 "Janitorial Services at Various Town Buildings" to Green Life Janitorial LLC of Niantic, CT at an annual cost of \$97,091.05.
- Awarded a contract to assist the Town in updating the values of all real property located within the corporate limits of the Town pursuant to Connecticut General Statutes to Tyler Technologies of Moraine, Ohio was at a total contractual cost of \$425,000.

### November 2021

- Awarded a contract in the amount of \$74,985.96 to J&S Radio Sales Inc, for Communications Upgrade Phase 2.
- That Section 55- 1 of the Town Code of Ordinances be waived and that be
- Awarded a contract to SWAB Wagon Company, Inc. of Elizabethville, Pennsylvania to refurbish Medic 16's Advanced Life Support fiberglass body unit and remount it on a new cab and chassis at a total cost of \$55,000.

### December 2021

- Approved the sale of one, 200L 100' aerial ladder fire truck, formerly known as "Ladder 1", to Michael Bozzuto of Waterbury, CT for a sale price of \$110,000.
- Awarded a contract for the purchase of one new, unused TENCO Dump Truck Body and Accessories to Equipment Specialists of East Hartford, CT at a purchase price of \$ 105,842.00.
- Ratified the tentative collective bargaining agreements (Supervisor and Non Supervisor) between the Town of Farmington and Local 2001, CSEA/SEIU for the Period July 1, 2021 through June 30, 2024.

# Summary of Town Council Actions *continued*

Page 18

## January 2022

- Awarded Bid # 301, "Main Street Sidewalk Improvement Project-Route 10 Farmington" to Martin Laviero Contractor, Inc. of Bristol, CT at a contract cost of \$1,055,836.50.
- Appointed the firm of PKF O'Connor Davies, LLP of Wethersfield, CT as the Town's independent auditor for the fiscal year ending June 30, 2022
- Established a Town Council Ad-Hoc Committee to work with Town Staff to make recommendations to the Town Council on the next steps concerning the L928 building.
- Set a budget target of 2.6% for the Town and Board of Education for the 2022/2023 Fiscal Year.

## February 2022

- Held a Public Hearing on the Town Manager's Proposed Seven Year Capital Improvement Plan.
- Ratified the tentative collective bargaining agreement between the Town of Farmington and the American Federation of State, County & Municipal Employee (AFSCME), Local 1689 for the Period July 1, 2021 through June 30, 2024.

## March 2022

- Accepted the Annual Report of July 1, 2020 to June 30, 2021.
- Authorized the Town Manager to sign a tax abatement agreement with New Horizons Village located at 37 Bliss Memorial Road in Unionville.

## April 2022

- Approved the Town Council's Recommended Budget for the Fiscal Year 2022-2023.
- Authorized the Town Manager to exercise the Opt-Out provision in Farmington's agreement with the Materials Innovation and Recycling Authority (MIRA) and sign a five-year contract with Murphy Road Recycling, LLC for refuse and recyclables disposal.
- Awarded Bid #312 "Removal of Brush, Stumps, Logs and Wood Chips" to WeCare Denali, LLC of Farmington, CT at a cost of \$68,710.00.
- Authorized the Town Manager to exercise the Opt-Out provision in Farmington's agreement with the Materials Innovation and Recycling Authority (MIRA) and sign a five-year contract with Murphy Road Recycling, LLC for refuse and recyclables disposal.
- Awarded Bid #312 "Removal of Brush, Stumps, Logs and Wood Chips" to WeCare Denali, LLC of Farmington, CT at a cost of \$68,710.00.
- Appointed the members of the Farmington Historic District and Properties Commission as the Farmington Historic District and Properties Study Committee.
- Approved the Fair Housing Resolution for the Town of Farmington and authorized the Town Manager to sign and distribute said resolution.

## April 2022 cont.

- Adopted the Farmington Equal Employment Opportunity Program and Affirmative Action Plan for the Town of Farmington.
- Adopted the Compliance with Title VI of the Civil Rights Act of 1964 Statement for the Town of Farmington and authorized the Town Manager to sign and distribute said resolution.

## May 2022

- Set the Property Tax Rate and Solid Waste Special Service Charge for the 2022-2023 Fiscal Year.
- Authorized the Town Manager to sign a grant application for a Small Cities Community Development Grant and to execute an assistance agreement under the Small Cities Community Development Block Grant Program.
- Amended Chapter 29 "Fire Department" of the Farmington Town Code.
- Approved the purchase of property owned by Robert and Eileen Bland located at 8480 Meadow Road (11.27 acres) and 8481 Meadow Road (7.13 acres) for a total price of \$604,000.
- Awarded Bid # 313, Transportation and Disposal of Sewage Sludge, to H.I. Stone and Son of Southbury, CT at a contract cost of \$ 112.00 per wet ton.
- Awarded Bid # 314, Maintenance and Repair of Police Vehicles to Farmington Motor Sports of Farmington, CT in accordance with their bid proposal dated April 13,2022.
- Awarded Bid #315, Large Fire Apparatus Maintenance to Fleetmaster's Sales and Service of Windsor Locks, CT in accordance with their bid submission dated April 13,2022.
- Awarded a contract for the purchase of one 2022 Volvo Model # EWR130E Wheeled Excavator with accessories to Tyler Equipment Corporation, of Berlin, CT at a purchase price of \$213,800.

## June 2022

- Awarded Bid # 311, Exterior Painting of the Stone House to VASE Management LLC of New Haven, CT for a total contract price of \$68,809.
- Awarded Bid # 317, Tree Removal and Pruning Services to Distinctive Gardens & Tree Care of South Windsor, CT.
- Authorized the Town Manager to sign the contract extension between the Town of Farmington and Waste Material Trucking Company (WMTC) of Farmington, CT to provide for the curbside collection of municipal solid waste, recyclables, and bulky waste for a three-year period, beginning July 1, 2024, through to June 30, 2027.
- Ratified the tentative collective bargaining agreement between the Town of Farmington and the International Association of Firefighters, Local #3103, for the period July 1, 2022 through June 30, 2025.

*"The Assessor is required by Connecticut Law to list and value all real estate at 70% of value, as of the last revaluation. Farmington's most recent revaluation, of all real property, was effective as of October 1, 2017, and real estate assessments are based on market value as of that date."*

## Top 10 Taxpayers

Name	Net Assessment	% of Net Grand List (Rounded)
West Farms Mall	\$174,657,450	4.60%
C L & P	\$57,072,890	1.50%
Shi-iv Slr Farmington, LLC	\$21,705,903	0.57%
Price Reit Inc.	\$20,952,120	0.55%
CA Senior Farmington CT	\$20,440,000	0.54%
Trumpf Inc.	\$20,157,280	0.53%
NIC 13 Village Gate Owner	\$20,086,630	0.53%
Brookdale Living Communities	\$19,958,400	0.58%
United Technologies Realty Inc.	\$19,937,500	0.57%
CLP Farmington LLC	\$18,200,000	0.48%
<b>Total</b>	<b>\$393,168,173</b>	<b>10.35%</b>

Motor vehicles are assessed each year at 70% of the retail value using the October issue of the NADA (now J D Power) guides as prescribed by the state. Personal property is also assessed annually, based on the acquisition cost and depreciation schedules.

**The Assessors' Office is responsible for approximately 11,237 real estate parcels, 23,346 regular motor vehicle accounts, and 1,598 personal property accounts. In addition, there were 4,131 accounts on the 2020 supplemental motor vehicle list, and it had a net billable assessment of \$38,475,745.**

Real estate comprised approximately 85.5% of the total taxable (as revised by the Board of Assessment Appeals) grand list with residential properties at 59.4% and commercial (also including industrial, public utility, use assessment and apartment buildings) at 26.20%. Motor vehicles accounted for 8.3% of the net taxable grand list and personal property the other 6.1%. The assessment department completed the 2021 grand list January 31, 2022.

Assessment data is available online through the assessor's web page using the "Property Record Search" link. The information is updated automatically overnight and represents a work in progress as the records are being updated in preparation for the next grand list.

There are exemptions available for veterans, among others, as well as tax relief for the elderly or disabled. Some of these have income limits and require an application every two years.

## Grand List as of October 1, 2021

TOWN OF FARMINGTON TAXABLE GRAND LIST OF OCTOBER 1, 2021 AS REVISED BY THE BOARD OF ASSESSMENT APPEALS			
	GROSS TAXABLE	EXEMPTIONS	NET TAXABLE
REAL ESTATE	\$3,249,432,596	\$1,338,000	\$3,248,094,596
PERSONAL PROPERTY	\$330,334,627	\$96,851,700	\$233,482,927
MOTOR VEHICLE	\$318,682,713	\$3,171,133	\$315,511,580
<b>NET TAXABLE GRAND LIST</b>	<b>\$3,898,449,936</b>	<b>\$101,360,833</b>	<b>\$3,797,089,103</b>

TOWN OF FARMINGTON TAXABLE GRAND LIST OF OCTOBER 1 2021 AS REVISED BY THE BOARD OF ASSESSMENT APPEALS COMPARED WITH 2020				
	2020 NET	2021 NET	DIFFERENCE	% CHG
REAL ESTATE	\$3,241,496,228	\$3,248,094,596	\$6,598,368	0.20%
PERSONAL PROPERTY	\$239,720,784	\$233,482,927	\$(6,237,857)	-2.60%
MOTOR VEHICLE	\$251,973,408	\$315,511,580	\$63,538,172	25.22%
<b>NET TAXABLE GRAND LIST</b>	<b>\$3,733,190,420</b>	<b>\$3,797,089,103</b>	<b>\$63,898,683</b>	<b>1.71%</b>

West Farms Mall Complex	Assessment
West Farms Mall LLC	\$174,657,450
Nordstrom Inc	\$3,639,930
Macy's Mall Real Estate LLC	\$1,631,010
J C Penney Corp Inc.	\$847,963
Tiffany & Co.	\$1,133,900
All ofther Retail	\$13,945,914
<b>Total West Farms Mall</b>	<b>\$195,856,167</b>



Commercial Base:  
32.3%



Residential Base:  
67.7%

## Assessment Requirements

State law requires the assessor to list and assess all real estate at 70% of value as of the last revaluation. Farmington's most recent revaluation of all real property was effective as of October 1, 2017 and real estate assessments are based on market value as of October 1, 2017. Tyler Technologies, Inc. was hired to assist with the 2022 revaluation and had completed much of the field work by June 30, 2022.

# Department of Public Works

Page 20

*"The Department of Public Works is comprised of seven divisions: Building, Engineering, Fire Marshal, Highway & Grounds, Planning and Zoning, Water Pollution Control, and Westwoods Golf Course maintenance."*

## Building Division

The Building Department is responsible for the protection of persons in all public and private structures through its inspection programs. Building Department Staff inspects and confirms on-site work in order to monitor compliance with regulations. Areas of inspection include general construction, electric, plumbing, heating/air-conditioning, and fire safety. Staff also reviews specifications and engineering data for special structural, mechanical, energy, and fire suppression systems.

The intent of the Building Code is to ensure public safety, health, and welfare as it is affected by building construction, structural strength, adequate egress facilities, sanitary equipment, light and ventilation, and fire safety; and to secure safety for life and property of all hazards incidental to the design, erection, removal, demolition, use and occupancy of buildings.

**The Building Division approved a total of 2,511 permits, totaling \$1,194,015 in fees.**

	Permits	Fees
Building	977	\$ 885,045
Electrical	571	138,375
Plumbing/sprinklers	358	38,970
Heating/Air conditioning	591	128,850
Demolition	14	2,775
Permit Sub-Totals	2,511	\$1,194,015

## Engineering Division

The Engineering Division's mission is to design, review, and inspect public works projects to ensure public safety, and improve and maintain the quality of life. It also provides technical support to all Town government departments, boards, commissions and the general public.

The Engineering Division is responsible for the development of engineering designs, specifications, bid documents, as well as contract administration and inspection for various public improvements, including; drainage infrastructure, roadway reconstruction and paving, sanitary sewer installation and repair, and improvements to parks and other publicly owned land. This includes surveying, plan development as well as contract administration and inspection.

## Engineering Division *continued*

**Highlights of projects processed through the Engineering Division over the course of the past fiscal year include:**

- **LOTICIP Project #L051-0005 Brickyard Road Pavement Rehabilitation Phase 2;** The Engineering Division received design and bid approval from the CT DOT. The project will be completed late fall 2022. This project, \$1,166,400, is 100% funded through CROG LOTICIP Program.
- **LOTICIP Project #L051-004 Roundabout at Intersection of South Road, Two Mile Road Colt Highway and State Route 531.** The Engineering Division received design and bidding approval from the CT DOT. The project is out to bid and is anticipated to be completed late fall 2023. This project, \$2,300,000, is 100% funded through the CROG LOTICIP Program.

**The Engineering Division also acted as the liaison to the State DOT for various traffic and roadway improvement projects along all State Roads in Town including:**

- **State Project #0051-0272 Rehabilitation of Bridge # 01487, Route 177 Truss Bridge;** The CT DOT continues to work on structural steel improvements, painting of the structure as well as rehabilitation of the sidewalk railings on both the east and west sides of the bridge. Due to construction/design issues, the project has had some re-design of the sidewalk structural steel component and delays in obtaining paint, the anticipated completion is summer 2023.
- **State Project #0051-0274;** Intersection Improvements on Colt Highway at I-84 Entrance on Route 6. The intersection of Route 6, State Route 531 and I-84 on ramp will be reconstructed summer of 2022 to improve the traffic flow onto I-84. Work will include new configuration of the "X" intersection and allow for dedicated left turn lane onto I-84. Work is expected to be completed late fall 2022.
- **State Project #0051-0275** Replacement of Culverts on Route 167; The CT DOT will be replacing the two storm drainage pipe crossings on Route 167 at the Lions Club entrance in the summer of 2023. There will be a traffic detour for two weeks while the pipes are being replaced.

## Engineering Division *continued*

- **State Project #0171-0412** CT Fastrak Commuter Lot, Colt Highway/Route 6; The CT DOT started this project in the spring of 2021 and is now completed. This commuter lot replaces the lot that was along Route 4 and I-84 on ramp.
- **State Project #0174-0442** Traffic Signal Replacement Project Route 4 Perry Street/Huckleberry Hill Road; The CT DOT will be replacing the existing traffic signal and pedestrian controls at this intersection. The project is expected to be constructed in late 2023.
- **State Project #0174-0442** Traffic Signal Improvement Project Batterson Park Road and Fienneman Road; The CT DOT will be replacing the signal heads at the intersection. This project is expected to be completed early summer 2023.
- **State Project #0174-0452** Pedestrian Control Feature Upgrades; The CT DOT will be installing new Rectangular Rapid Flashing Beacon Controls at the midblock on route 4, west of Highwood Road, replacing the existing pedestrian control signal at 300 Plainville Avenue. This project is expected to be completed summer 2023.
- **State Project #0174-0464** Route 4 Pavement Preservation Project; The CT DOT will be milling and paving Route 4 from Monteith Drive to approximately Lenola Drive in the summer 2023.

The Engineering Division also provided staff support for the Green Efforts Committee, the Bicycle Advisory Committee, Traffic Review Board, Water Pollution Control Authority, and various other committees and local groups.

Engineering staff reviews and inspects improvements such as drainage, sanitary sewer, and pavement, constructed by private developers. In addition, Engineering Staff located town infrastructure including storm and sanitary sewer lines for over 3,100 Call-Before-You-Dig requests and inspected 49 sanitary sewer connections and repairs. 195 Excavation Permits and 71 Traffic Obstruction permits were also issued by the Engineering Division. Additionally 24 new single-family plot plans, and 15 site plans were reviewed for adherence to town design standards for projects being presented to the Town Planning and Zoning Commission.

The Engineering Division Geographic Information System (GIS) parcel project maintains and updates the changes to more than 8,700 parcels; such as splits, combines, boundary changes, the addition of subdivisions. The data is used to update the Assessor's Parcel Maps.

The Engineering Division utilizes this data to provide mapping support for Town departments and committees, including bus mapping for the Board of Education, mapping for elections, as well as map support for the police and fire departments. In addition, we continue to update and maintain GIS mapping of the Town storm drainage discharge, as required by the State and Federal Mandate for Storm Water Phase II Permitting and yearly reporting.

## Fire Marshal

The following services were provided by the Fire Marshal's Office, during the period of July 1, 2021 - June 30, 2022:

- 616 new projects were reviewed for fire code compliance.
- 13 fire incidents were investigated for cause and origin.
- 2 miscellaneous investigations were conducted.
- 31 Fire protection systems tests were witnessed.
- 856 code compliance and follow-up inspections were conducted.
- There were 2 blasting permits issued. 25 Blasts were witnessed.
- There were 2 fireworks displays.
- 30 complaints and code questions visits were conducted.
- Due to COVID, the Fire Marshal did not do any Fire Prevention presentations at the elementary or nursery schools during the past year.
- Due to COVID, there were no in-person classes held by the State for Continuing Education credits. However, the Fire Marshal attended 2 two-day conferences for IAAI for 32 hours and completed one 2-hour course on-line.
- 67 Burn permits were issued.
- 23 Tent permits were ordered and inspected; and 51 Fire Watches were ordered.

## Fire Marshal *continued*

### Calls by Situation Found FY 2021-2022

	Civilian	Fire Service
Fire Related Injuries	3	2
Fire Related Deaths	0	0

Fires	
Structure	18
Vehicle	9
Other	34
Total Fire	61

Rescue/Emergency	
Medical Treatment	1273
False Alarms	378
Mutual Aid Given	179
Hazardous Condition	86
All Other Calls	1797

## Highway and Grounds

The mission of the Highway and Grounds Division is the construction and maintenance of the Town roadways and parks. These duties include seasonal maintenance such as plowing snow, leaf collection, and highway and park construction. This Division also handles waste collection, recycling, and tree maintenance.

**Road Overlay Program:** As part of the Town's annual roadway overlay program, 6.5 miles of roadway were reconstructed.

The following roads were paved in 2021/2022 paving season: Devonwood Drive, Woodruff Road, Town Farm Road, Wolf Pit, Irene Lane, and Elizabeth Road.

Also replaced were 100 feet of drainage pipe on Hickory Lane and 80 feet of water line at the Unionville Museum.

**Line Striping:** 251,657 lineal feet of double yellow lines and 202,588 lineal feet of single white lines were completed on Town roads.

## Highway and Grounds *continued*

**Quarry Road Facility:** Onsite crushing of 16,663 tons of construction debris (asphalt, broken concrete, etc.) to be used as process backfill.

**Catch Basins:** 948 catch basins cleaned.

**Street Sweeping:** 108 loads of street sweepings totaling 564 yards

**Trees:** Through the use of Town forces and outside contractors, approximately 120 dead or diseased trees were removed from Town-owned properties and right-of-ways.

**Quarry Road Facility:** Onsite crushing of 16,663 tons of construction debris (asphalt, broken concrete, etc.) to be used as process backfill.

**Catch Basins:** 948 catch basins cleaned.

**Street Sweeping:** 108 loads of street sweepings totaling 564 yards

**Trees:** Through the use of Town forces and outside contractors, approximately 120 dead or diseased trees were removed from Town-owned properties and right-of-ways.

**Leaf Collection:** Starting on November 1st, 5 Town crews collected approximately 11,040 cubic yards of leaves throughout town. Leaves were taken to the Compost and Recycling areas and processed for Town residents use as organic compost, which can be picked up at Tunxis Mead Park.

**Parks Maintenance:** Cleaned and Power washed 8 tennis courts.

**Winter Maintenance:** 12 storms amounting to 27.66 inches of snow/ice fell on Farmington. The Highway and Grounds Division of Public Works plowed 22,740 miles of roads and spread 1,653.53 tons of salt to keep town roads clear and safe.

**Recycling:** Recycling efforts continued throughout the year, used motor oil and vehicle batteries were collected at the Highway and Grounds Garage, located at 544 New Britain Avenue. The used motor oil is used to heat the Highway Garage.

## Planning and Zoning

Number of Zoning Permits Issued: 104  
Number of Zoning Registration Forms Issued: 24  
Number of Certificates of Zoning Compliance Issued: 26  
TPZ Applications Processed and Reviewed: 112  
ZBA Applications Processed and Reviewed: 19  
IWC/CC Applications Processed and Reviewed: 35  
Upland Review Applications Processed and Reviewed:  
(agent review)  
Historic District Commission Applications Processed and  
Reviewed: 38  
Zoning Violation Complaints Responded To: 133

The Town Plan and Zoning Commission (TPZ) has been led by Chairperson Inez St. James since the Fall of 2021. In October 2021 Shannon Rutherford assumed the role of Town Planner and liaison to the TPZ, and Bruce Cyr was promoted to Senior Assistant Town Planner and became liaison to the Conservation and Inland Wetlands Commission (CIWC). In January 2022, Garrett Daigle was hired as the Assistant Town Planner. Garrett is staff liaison to the Zoning Board of Appeals, Unionville Historic District and Properties Commission and the Green Efforts Committee.

The post-Covid housing boom is evident in Farmington. The TPZ has seen five apartment complexes reviewed and approved in the municipality within the last two years, including the reapproval of the Charles House development, originally approved in 2015. A senior active adult community has been approved on the Farmington-Plainville town-line off of Route 177. The TPZ and CIWC have also reviewed and processed several small subdivisions and developments of single-family parcels.

The Planning Staff has collaborated with the Farmington Land Trust (FLT) over the last year to work with the FLT on the permitting process to allow the renovation of 119 Coppermine Road, the former Wilcox-Bushley homestead. The first floor will include their main office, meeting space and educational space and the second floor will be converted into an apartment. Additionally, Town staff initiated a text amendment to allow modest signs on philanthropic properties; this will allow the FLT to post identifying signs at each of their properties along the roadway frontages.

Town staff has expanded our work with New England Geosystems [NEGEO] to update parcel and zoning information for the public GIS portal. NEGEO hosts the GIS website for the town and pairs the mapping data with the assessor's data. Through the expanded services, NEGEO has assisted in identifying discrepancies between the GIS mapping and the assessor's property records. The Planning Division is working collaboratively with the Engineering and Assessors' departments to reconcile the data discrepancies, improving the accuracy of this online platform.

In 2021 the CT Legislature passed a number of laws directly impacting zoning. Two of the laws included municipal opt-out provisions; they relate to accessory apartments in single family residential zones and minimum parking required for multi-family residential units. After evaluation of the new laws as compared to Farmington's current zoning requirements, staff together with the TPZ determined it was in the best interest of Farmington to opt-out of these two regulations. The opt-out process commenced in the first half of 2022 and was completed in the second half of 2022. Other notable requirements of the 2021 Zoning Laws are the obligation for four-hours of Commission member training every two-years, certification of the Town Zoning Enforcement Officer, and the continuance of on-line and hybrid land use meetings.

As required by Connecticut General Statute Section 8-30j, the Town of Farmington Planning Division together with SLR Consulting prepared an Affordable Housing Plan for review and acceptance by the Town of Farmington. Public information meetings were held through early 2021, with opportunity for public comment. The plan was presented to the Town Council in April 2021 and the TPZ held a public hearing for the acceptance of the plan on July 12, 2021.

### **The Planning Division and the Economic Development Department have worked collaboratively on several projects which will benefit Farmington. These include:**

- Repurposing of the former Marriot Hotel and Conference Center at 15 Farm Springs Road into a mixed-use development consisting of a multi-family residential apartment complex with restaurant, café and other public amenities.
- The expansion of the Connecticut Spring and Stamping manufacturing facility at 48 Spring Lane, allowing for the installation of improved manufacturing equipment.
- Exterior façade and landscaping improvements reviewed and approved with the Architectural Design Review Committee and TPZ for the new Thomaston Savings Bank, replacing the former Santander; and the new Dollar Tree replacing the former Walgreens.
- The review and approval of the adaptive reuse of the former Tunxis Service Center located at 6 Park Pond Place for Annpurna Indian Farmers Market.
- The approval of the relocation of Claudia's Gourmet Coffee and Deli from its current location at 1035 Farmington Ave. to across the street at 1024 Farmington Ave, building on the synergy from the driving range and the miniature golf course.
- The approval and launch of Puente restaurant, taking over the former Taprock location.
- The expansion of the Trumpf manufacturing location at 1 Johnson Ave. allowing for the installation of improved manufacturing equipment for the facility.



## Water Pollution Control Facility

The Farmington WPCF treated over 1.1 billion gallons of wastewater between July 1st, 2021 and June 30th, 2022. Throughout this time, the facility consistently achieved BOD and TSS removal rates of 98-99%, while seeing large increases in total nitrogen and phosphorus removal. This was achieved with lower chemical costs across the board compared to previous years.

With the construction of the hybrid primary settling tank the previous year, the WPCF was able to close out the 2021 calendar year under the Nitrogen permit limit for the first time ever. This came with a reimbursement from the DEEP Nitrogen Credit Exchange Program as opposed to a charge from buying nitrogen credits. The 2022 calendar year has started out even better for nitrogen removal, with the facility being under permit for effluent Nitrogen every month of the year so far.

The end of 2021 saw the expiration of the facility's municipal NPDES permit and an application for renewal was filed as soon as it would be accepted. Years of lab data and documentation were gathered by the administrative staff to complete this application, rather than hiring an engineering firm for a substantial cost. The application was successfully completed, and we are currently awaiting a response from the EPA and a new permit to follow. The operations staff are prepared to meet the challenge of any new lower discharge permit limits.

### **The following projects are currently in progress at the WPCF:**

- Plant maintenance and operations continue to enhance their preventative maintenance program. A new dewatering feed pump and a primary pump were installed, increasing the performance of both processes.
- Improvements to the hybrid primary settling tank that was installed last year have continued. A new mixer was installed to keep solids in suspension and provide more food for the microbiology involved in process control.
- The newly installed dewatering feed pump has doubled our dewatering capacity, eliminating all overtime for sludge dewatering that had been necessary in the past.
- Hach WIMS data collection and recordkeeping software has been purchased and will soon be installed. This will help track and trend plant data allowing a more streamlined indicator of plant performance.
- A new plant water line and hydrant was installed by the operations staff to provide wash water to the dump pad by the maintenance shop.
- A new chemical pump was installed in the effluent pump chamber to dose AquabacXT which will eliminate the nuisance insects in the effluent building.

### **WPCF Projects In Progress *continued***

- A new motor was ordered and installed for the odor control system in headworks. The odor control systems in the plant continue to be monitored to ensure they are working correctly.
- Plant wide repairs and improvements – Replacement, repairs, and improvements to the physical buildings and equipment that were not affected by the construction continues.
- Ongoing improvements to WPCF Safety Program, expanded training and equipment. The UCONN fire department did an onsite confined space safety demonstration.
- Operator Licenses and Cross Training – All operators who have been at the plant a year or longer have passed their Class II Operator exam and have been cross trained in Laboratory Procedures. The Operations Supervisor obtained his Class IV license, and another operator received his Class III license

### **The following projects are currently in progress through the existing collection system to address aging pump stations and infiltration and inflow issues:**

- In December 2021, WPCF personnel & Talcott View Development worked on replacing the storm drain and piping on the Right of Way (Canal Trail). The existing hill and slope were badly eroded from summer storms and exposed the aging storm lines. These lines were less than six feet away from the sewer main, leaving little to no material between them. The top of the manholes were removed and covered with steel plating. The ROW was leveled, compacted, and riprap was filled into the eroded area. New corrugated pipe and a basin was installed.
- The Patrick Flood Pump Station force main had a new section of pipe installed on September 21st, 2021. The wet well was pumped out and the force main was drained allowing contractors and WPCF personnel to replace the section of broken pipe. The new section was connected on September 22nd and the pump station was put back online.
- The Batterson Park Pump Station had a new ozone unit installed on September 17th, 2017. The ozone unit acts as an oxidizer and will help with H<sub>2</sub>S and odors at the pump station.
- The Patrick Flood Pump Station wet well was Vac'd and cleaned on October 6th, 2021. The manhole in front of the station was also epoxy coated by Savy & Sons to prevent corrosion in June of 2022. Savy and Sons are scheduled to epoxy several other problem areas in 2022-2023. The WPCF continues to work towards identifying and mitigating any infiltration and corrosion areas.

## Water Pollution Control Facility *continued*

The following projects are currently in progress through the existing collection system to address aging pump stations and infiltration and inflow issues:

- **CMOM Program** (Capacity Management Operations and Maintenance) jetted and cleaned Berkshire Drive, Butternut Drive, Cambridge Crossing, Carrington Lane, Church Street, Circle Drive, Devonwood Drive, Elizabeth Road, Hart Street, Irene Lane, Lake Garda, Meadow Road, Old Village, Pine Drive, Reviere Drive, Robin Road, Wolf Pit and Woodside Drive.
- **ROW's** – WPCF crews continue cleaning and inspecting all town sewer lines. This includes clearing of many overgrown sewer rights-of-ways. Recently cleared ROW's include Burnt Hill to Middle Road, Middle Road to Skyline, Prattling Pond Road to the Exchange, Peggy Lane and Valley View.
- **Sewer & manhole repairs** were completed in July 2021 at Elizabeth Road, Irene Lane, and Wolf Pit Road. Church Street, Carrington Lane, Hart Street, Hotchkiss Road and Markie Road were completed in August 2022.
- **Motorola I & C upgrades** are completed at Tunxis Pump Station and Pequabuck Pump Station. Oakland Gardens and All State I & C upgrades are planned for July 2023 and are the last two remaining stations with original I & C systems.
- **Sewer and storm drain lines** around town were inspected with our line camera for condition of lines and presence of roots (Farmington Avenue/Farmington High School and Pearl Street).
- **All State & Harlan Pump Stations** – New generators were ordered from Kinsley for the All State & Harlan Pump Stations. These new generators replace the 50-year-old generators currently used at the stations. New concrete pads and transfer switches will also be installed.
- **Tunxis Pump Station** – A new pump was installed at the Tunxis pump station in June of 2022. Plant maintenance and management will be disassembling and rebuilding the old pump as a critical spare.
- **Corporate Park Pump Station** – A new motor saver was installed in December 2021 at the Corporate Park Pump Station. A voltage meter was also installed to monitor the amps.
- **Westfarms Pump Station** – The Westfarms Pump Station wet well was cleaned in November 2021. The remaining 16 stations were also cleaned and are on a bi-annual preventative maintenance program.
- **Batterson Park Pump Station** – In November 2021, a new antenna was installed at the Batterson Park Pump Station to help with signals on the Westfarms to South Road hill. The larger antenna should help boost any random interference that may have caused the communication faults. Stainless steel rings and chains were also added to make pump maintenance more efficient. A leak in the valve vault was also fixed.
- **Oakland Garden Pump Station** – A new pump was installed, and plant personnel began working towards replacing the existing I & C panel.
- **Centerbrook Pump Station** – A new pump was installed at the Centerbrook Pump Station in August 2021. The old pump will be rebuilt and used as a critical spare.
- **Uconn Pump Station** – In January 2021, a new control board for the generator was installed.
- **Collection System Data Management** – Database improvements are complete and are used to record and organize collection system cleaning and Right of Way maintenance.
- **FOG (Fats, Oils, and Grease) Management Program** – Inspections of all establishments in town continued through 2022. WPCA and Town staff have implemented changes to the Town Code to prevent the discharge of FOG into the sanitary sewer system. This program is for the food services within town (restaurants, schools, businesses) to control and alleviate FOG within the collection system. This will reduce sanitary sewer backups and operational difficulties at the WPCF. Individual registrations were collected and facility inspections made. Cleaning records are requested quarterly from each facility. The WPCF began inspections of all listed establishments in mid-2022 to verify compliance.
- **Energy cost saving projects** – These improvements continue and include pump station instrumentation and control, heating control systems, energy efficient lighting, and emergency back-up power systems for the seventeen pump stations within town.
- **Avon Flow and Crocus Lane flow meters**, which provide daily flow information from Avon to Farmington WPCF, were calibrated in July 2022. Both meters were well under the MPE (Max Permissible Error) of 55. They are scheduled for their annual calibration in July of 2023.



# Economic Development

Page 26

*"The Farmington Economic Development Department and its Commissioners (EDC) are dedicated to promoting business growth and vibrancy in our town, while maintaining the proud character of our community."*

Economic Development efforts in 2021-2022 were focused on:

- Keeping abreast of current trends and addressing how these trends are playing out in on our local economy
- Assisting small businesses by communicating resources, and current economic trends, and increasing connections in the community
- Targeting life science sector growth by building strategic partnerships

Communicating effectively with our businesses and residents continues to be the most effective tool to increase community engagement. Upgrades to the Explore Farmington website continued this year, keeping it fresh, and relevant. The EDC's communication initiative, which was started in 2017, continues to reach new users every year, and has proven to be a trusted communication channel. User metrics showed:

- Increased levels of engagement
- Increased attendance at local events
- Additional businesses using the Explore Farmington website

***Farmington's commercial base contributes 32.3% of the total taxes and the residential base is 67.7%.***

***These ratios indicate a vibrant business community whose contribution to the tax base takes much burden away from the residential community.***

One consequence of the pandemic has been an increased demand in Connecticut's residential real estate market. Census data showed that Farmington was one of CT's 10 fastest growing towns, experiencing a 5% population growth since the last census. Several market studies have shown that there is a demand for modern multifamily residential units and for additional affordable housing options. In 2021-2022, the TPZ approved over 800 units of multifamily residential units. This past year, Farmington's Affordable Housing Plan was updated, this update included strategies to grow the number of affordable housing units over the next five years.

We like to say Farmington is the economic leader in the Hartford Region, I like to look at the data which continues to provide proof that this is still true:

- Of the 29 towns and cities in the Metro Hartford region, Farmington has the fourth lowest mill rate of 28.81
- May 2022, median residential sale price was \$455,000
- Median Household Income is \$93,053 (\$62,843 nationally), individual household income is \$47,485 (\$31,133 national)
- The current unemployment rate for April 2022, in Farmington is 2.6% while State of Connecticut's unemployment rate 3.8%
- Farmington has 4.4 million square feet of office space, with a vacancy rate is 7.8% (344K) (as compared to last year's vacancy rate of 5.3%) and there are 2.1 million square feet of industrial space with 0% vacancy as compared to last year's vacancy rate of 1.33%



In the upcoming year we will continue to assist small businesses, connecting them to resources to address labor shortages, lingering inflation costs, and supply chain disruptions. We will continue to increase engagement among the life science companies and focus on redevelopment opportunities in some of our older buildings.

## 2021-2022 Accomplishments at a Glance:

### Continued to support efforts to create a sense of place in Unionville and Farmington Center

- Successfully completed AARP Communities Challenge grant. Awarded \$19,107 to install wayfinder signage, benches, and bike racks in the new pocket park at the intersection of Plainville Ave and New Britain Ave and directional signage at the Trail crossing on Plainville Avenue
- Installed summer flowering baskets and holiday kissing balls in Unionville Center and the DiPietro Bridge.



**Governor Lamont provided opening remarks at the Business of Life Science Forum in May 2022.**

### Improved Communications and Engagement in the community

- Updated the Minority Focused Business Resource section on the Explore Farmington website
- Added Farmington's municipal link to the Explore Farmington website, and the Explore Farmington link to the Town's municipal website.
- We posted daily on social media promoting local businesses and community events
- We requested local businesses and residents to share, and like our accounts resulting in increased engagement and increased followers.
- Promoted local Businesses with 2 "Shop Local" campaigns, one in November to December and the second in February. The campaigns were developed to assist local small businesses by broadening their customer base and increasing revenues.

### Provided networking opportunities for our business community, promoted local businesses, and connected businesses to local suppliers

- Two Business Breakfasts were hosted over the past year. On September 9, 2021, Mr. Mike Goman, Principal Advisor & Development Specialist, at Gorman & York, presented Redeveloping Commercial Properties after COVID
- On June 8, 2022, Commission Mark Boughton, presented "What can Infrastructure do for you!"
- We created a videos and blogs showcasing Farmington businesses. The videos and blogs were promoted on social media.
- We nominated Dr. Rampal, CEO of Priority Urgent Care for the Hartford Business Journal HealthCare Hero Award. He was awarded HealthCare Hero Award as the top Urgent Care Operator category.

- On May 24, 2022, we partnered with Central CT Chamber of Commerce to host a Life Science Business Showcase to highlight the Life Science Sector in Farmington. The Governor provided opening remarks, Paul Lavoie, CT Manufacturing Chief was the panel moderator. The panel consisted of representatives from a Farmington TIP company, Jackson Labs, and a Bristol medical device manufacturing company.
- We assisted the Bridge Healing Arts Center with their 4-day Well4Tech Bootcamp. We connected them to local hotels and restaurants, and referred them to local businesses involved in technology, consultants, and marketing. We promoted the Demo Day in our social media accounts, email blasts, and on the Explore Farmington website.

### Actively participated in regional and state economic development activities

- Rose Ponte attended 42 state and regional economic activities during the past year
- During Economic Development week, Rose Ponte served on a panel discussing "How to Market your Municipality"
- Rose Ponte was selected by CrewCT to be one of three judges to award the top CT economic development projects of 2022

### Secured \$70,000 in sponsorship and grant funding in 2022

- People Bank, a division of M&T will again sponsor the Business Breakfasts Series.
- Ion Bank renewed their 2- year sponsorship of Explore Farmington
- We received an AARP Grant for directional signage, kiosk, benches, and a bike rack
- We collected Community and Business donations for the Beautify Farmington Program

## Farmington Public Schools

### 2021 Board of Education

Ellen Siuta, Chair  
Elizabeth Fitzsimmons, Vice-Chair/Secretary  
Christine Arnold  
William Beckert  
Sylvia Binette  
Kristi Brouker  
Sarah Healey  
Beth Kintner  
Andrea Sobinski

### 2022 Board of Education

Elizabeth Fitzsimmons, Chair  
Andrea Sobinski, Vice-Chair/Secretary  
Christine Arnold  
William Beckert  
Sylvia Binette  
Sarah Healey  
Nadine Canto  
Beth Kintner  
Patricia-Boye Williams

### District Leadership

Kathleen C. Greider, Superintendent of Schools  
Kimberly Wynne, Assistant Superintendent of Curriculum  
Alicia Bowman, Assistant Superintendent of Finance and Operations  
Veronica Ruzek, Director of Curriculum  
Laurie Singer, Director of Special Services

### School Information 2021-2022

School	Principal
Farmington High School	Dr. Scott Hurwitz
Irving A. Robbins Middle School	Nilda Irizarry
West Woods Upper Elementary School	Dr. Katherine Blore
East Farms School	Renee St. Hilaire
Noah Wallace School	Dr. Carrie Huber
Union School	Caitlin Eckler
West District School	Carolyn Fink

## Superintendent's Message

The 2022 Annual Report for the Farmington Public Schools reflects a focused commitment to excellence in education as well as social emotional well-being. We believe that all students are capable of acquiring the knowledge, skills and dispositions needed for productive, ethical and responsible citizenship in an evolving world community. We are an innovative learning organization deeply committed to continuous improvement. Thus, collaborative interactions among students, educators, parents and families emphasize the importance of clear expectations, rigorous standards-led curriculum, inspired instruction, personal effort and engaged relationships leading to high levels of achievement for all learners.

We are a mission-driven school district. The mission of the Farmington Public Schools is to enable all students to achieve academic and personal excellence, exhibit persistent effort and live as resourceful, inquiring and contributing global citizens. In turn, this report summarizes our student achievement results and outcomes, important partnerships and accomplishments from the 2021-2022 school year aligned to our mission.

As a school district community, we are proud of our purposeful improvement efforts and our strong partnerships with students, families and our community. On behalf of the Farmington Board of Education, I am pleased to present this report to the citizens of Farmington.

Kathleen C. Greider  
Superintendent of Schools

### SCHOOL DISTRICT FIVE YEAR GOALS 2020-2025

The mission of the Farmington Public Schools is to enable all students to achieve academic and personal excellence, exhibit persistent effort, and live as resourceful, inquiring, and contributing global citizens.

*Self-Aware Individual I know myself and how to care for my own well-being. I can assess my own personal strengths and needs, persist in overcoming obstacles to reach my own goals, make wise choices and informed decisions, and adapt to new challenges and opportunities by regulating my emotions and adjusting my behavior to positively impact myself and others.*

*Empowered Learner I am a knowledgeable, reflective, and resourceful learner. I can explore interests, take initiative, ask questions and conduct research. I can use technology and media tools skillfully, and learn from my successes and failures by engaging in feedback and self-assessment protocols.*

*Disciplined Thinker I can apply strategic thinking to develop ideas and solve problems. I am a critical consumer of information recognizing point of view and bias. I can reason with evidence, synthesize and evaluate data, and connect concepts and ideas while thinking creatively and flexibly to design and develop innovative solutions, strategies, and outcomes.*

*Engaged Collaborator I can work effectively and respectfully with diverse groups of people. I can actively listen and seek to understand the ideas of others, self-monitoring for biased thinking. I can create inclusive environments for dialogue that establish and adhere to group norms for effective communication and conflict resolution.*

*Civic-Minded Contributor I can actively contribute to a civilized society. I understand complex interdependent systems and their impact on people and the environment. I question prevailing assumptions, develop my cultural competence, and seek solutions through negotiation and compromise in order to contribute to the betterment of my local/global communities through service and civic participation.*

### Investing in Our Students

#### Farmington Board of Education Budget 2021-2022

Salaries	\$47,455,355
Benefits	\$12,130,996
Services	\$10,330,236
Supplies	\$1,831,555
Equipment	\$278,168
Dues & Fees	\$262,624
Total	\$72,288,934

#### Exceptional Management of taxpayer dollars

Farmington ranked 152 out of 166 in purchased services.

Farmington ranked 156 out of 166 in general administration.

Farmington ranked 109 out of 166 in central and other services.

Farmington ranked 115 out of 166 in employee benefits.

Farmington ranked 133 out of 166 in total transportation.

Farmington ranked 103 out of 166 in per pupil expenditures.

*\*Of 166 districts: #1 spending the most and 166 spending the lowest*



## Farmington's Vision of the Global Citizen



## A Year of Achievements

National and State Level Rankings: Impressive district, high school, middle school and elementary school rankings in Connecticut.

Students and faculty continue to be recognized at the state and national levels for their many varied accomplishments.

FHS had 20 students recognized by NCWIT as part of their Aspirations in Computing awards. This is the highest number of NCWIT awardees of any school in the state.

The Science Olympiad Team took First Place in the State Competition and had the opportunity to compete in the Nationals.

Fifty-six members of the Class of 2022 were inducted into Mu Alpha Theta, a national high school and two-year college mathematics honor society and four students were among the top students who participated in the MAA American Mathematics Competitions nationwide, and they each qualified for the next level of math competition.





## A Year of Achievements

Our FHS team of students tied for 1st place in the New England Math Competitions in our region, which consists of 5 schools. FHS was recognized as a high scoring school (cumulative) in the New England Math League.

Five FHS students from the Economics Team advanced to the semi-final round of the Euro Challenge this year. This is the third year in a row FHS has advanced to that level in this national competition.

One of our FHS students earned a perfect score in the National Economics Challenge.

Two students were selected to be a part of Senator Slap's Student Advisory Committee.

66% of FHS juniors and seniors took one or more AP courses.

439 students took 982 AP exams in 2021 (in 24 subjects, 22 of which were offered digitally).

One FHS senior went on to place third in the regional competition for the National Shakespeare Speaking Competition.

11 FHS students were published in the New York Times.

One of our FHS 9th grader' received an Honorable Mention in the National Scholastic Writing Contest.



## Student Achievement— Standardized Testing



### Smarter Balanced Assessment

This past spring, students in grades 3-8 were administered a statewide assessment of their English/Language Arts (ELA) and Mathematics skills. Farmington's results show that our students consistently perform above state averages.

#### Percentage of Students Meeting or Exceeding the Expected Achievement Level

Grade	ELA		Math	
	Farmington	State	Farmington	State
4	76%	49%	77%	45%
6	81%	48%	69%	37%
8	70%	49%	60%	34%
All Grades	75%	49%	67%	40%

### SAT

In March 2022, all 11<sup>th</sup> grade students took the SAT as the statewide assessment in the areas of ELA and mathematics.

#### Percentage of Students Meeting or Exceeding the Expected Achievement Level

Grade	ELA		Math	
	Farmington	State	Farmington	State
11	82%	56%	60%	35%

### Science (NGSS)

This past spring, the NGSS (Next Generation Science Standards Test) was administered to students in grades 5, 8, and 11.

#### Percentage of Students Meeting or Exceeding the Expected Achievement Level

Grade	Science	
	Farmington	State
5	81%	51%
8	72%	47%
11	75%	44%

## Farmington Board of Education

### Board of Education Committees

#### Personnel and Negotiations Committee

*Contract negotiations, collective bargaining.*

**2021**

**Andrea Sobinski**, Chair  
Liz Fitzsimmons and Sarah Healey

**2022**

**Christine Arnold**, Chair  
Andrea Sobinski and Patricia Boye-Williams

#### Policy Committee

*Develops and revises policy upon recommendation of the Board.  
Recommends Board action, as needed.*

**William Beckert**, Chair  
Christine Arnold and Sylvie Binette

**William Beckert**, Chair  
Beth Kitner and Sylvie Binette

#### Curriculum Committee

*New course approval, program revisions, annual  
curriculum reports.*

**Liz Fitzsimmons**, Chair  
Christine Arnold and Andrea Sobinski

**Andrea Sobinski**, Chair  
Patricia Boye-Williams and Sarah Healey

#### Communications/Public Relations Committee

*Communications to the public, newsletters.*

**Beth Kintner**, Chair  
William Beckert and Ellen Siuta

**Beth Kintner**, Chair  
William Beckert and Nadine Canto

#### Liaisons to Organizations and Representatives to Administrative/Community Committees

**2021**

**CREC—Rep Ellen Siuta**  
**Superintendent's Interscholastic Athletics Advisory  
Committee—Rep Bill Beckert**  
**Farmington FOCUS—Rep Beth Kintner**  
**Green Efforts—Rep Sylvie Binette**  
**Farmington Chamber of Commerce—Rep Sarah Healey**  
**Farmington Public School Foundation—  
Rep Liz Fitzsimmons**  
**Health & Wellness Committee—Rep Andrea Sobinski**  
**Cafeteria Advisory Committee—Rep Christine Arnold**  
**FHS Building Committee—Rep Beth Kintner**  
**FHS Extended Learning Opportunities —Rep Ellen Siuta**  
**Noah Wallace Fund—Rep Sarah Healey**  
**FHS Ad-Hoc Committee—Rep Liz Fitzsimmons and Rep  
Christine Arnold**  
**Racial Equality Task Force—Rep Bill Beckert**  
**Community Council for Equity and Inclusion—Rep Beth  
Kintner**

**2022**

**CREC—Rep Elizabeth Fitzsimmons**  
**Superintendent's Interscholastic Athletics Advisory  
Committee—Rep Bill Beckert**  
**Farmington FOCUS—Rep Christine Arnold**  
**Green Efforts—Rep Patricia Boye-Williams**  
**Farmington Public School Foundation—  
Rep Beth Kintner**  
**Health & Wellness Committee—Rep Christine Arnold**  
**Cafeteria Advisory Committee—Rep Andrea Sobinski**  
**FHS Building Committee—Rep Beth Kintner**  
**FHS Extended Learning Opportunities —Rep Sylvie Binette**  
**Noah Wallace Fund—Rep Andrea Sobinski, Sarah Healy  
and Beth Kintner**  
**Racial Equality Task Force—Rep Nadine Canto**  
**Community Council for Equity and Inclusion—Rep Sarah  
Healy**



## Farmington Board of Education

### **Congratulations to our Administrators and Staff**

Jean Molloy from West Woods Upper Elementary School contributed to a new publication, a *Guide to Student Research and Argumentation*. This guide is published by the Library of Congress and National History Day.

Chris Loomis was named CREC Open Choice Liaison of the Year.

Lauren Luciani co-authored a journal article entitled "Multilingual Learners, the Arts, and Family Engagement in Our Public Schools," which will be published in the November 2022 issue of the International Multilingual Research Journal.

Kelly Stokoe chaired two Collaborative Conferences for NEASC this year in Massachusetts.

Karla McClain was named the Connecticut Choral Director of the Year for 2021.



### **Summer Learning Academy**

Farmington's Summer Learning Academy provides educational programs that extend and accelerate learning for the community's students. This summer, a total of 1,477 students participated in a variety of programs including elementary, upper elementary, and middle school academic acceleration courses. For high school students, there were credit-bearing courses in selected subject areas. Farmington Continuing Education offered a Suzuki Strings Academy, Theatre Academy, and Visual and Performing Arts STEAM Academy, in addition to other youth enrichment courses and experiences. The Extended Care and Learning program, which provides child care during the school year for students, offered an EXCL Summer Care program at West Woods Upper Elementary School.

### **Farmington Public School Foundation**

The Farmington Public School Foundation (FPSF) is an independent, section 501 (c)3 non-profit organization that provides funds for programs and projects that excite and engage students, empower the creativity of teachers and support the goals and mission of the Farmington school district.

#### **At all Farmington Elementary Schools:**

- Empowered Learners... Building Scientific Curiosity with Hydro-plant Systems in Grade 1

#### **At Irving A. Robbins Middle School:**

- STEM SLC Program to develop problem solvers using innovative technological tools

#### **At Farmington High School:**

- Bicycle Frame Design and Fabrication Course to develop the skills and dispositions of the VOGC

#### **At Union School:**

- Multipurpose Outdoor Learning Spaces to develop integrated inquiry learning in the natural world



## Student Achievement— Recognizing Excellence

We applaud the diverse talents and fine efforts of Farmington's students. This year the Farmington community—businesses and many families of former Farmington students—have generously donated \$148,850 in scholarships and awards to our scholars, leaders, musicians, athletes, artists, mathematicians, scientists, writers, linguists, and community volunteers. Academic and leadership awards are listed here. Congratulations to all of our many scholarship winners from the Class of 2022 and to our outstanding students from all of the Farmington Public Schools.

### Class of 2022

- **National Merit Scholarship Finalists**—*Andy Dong, Richard Jiang, Jennifer Liao, Edward Malakh, Sai Nayunipati, Ritika Parikh, Meghana Parucchuri*
- **2022 National Merit Commended Students**—*Avery Anderson, Mantra Burugu, Cinye Cai, Elliot Chae, Benjamin Cosentino, Tyler Grubelich, Erin Hogan, Rita Kelly, Alex Olkovsky, Nisha Patange, Vendansh Patel, Ananya Patil, Haritha Subramanian, Ella Szczepanski*
- **Superintendent's Award**—*Sonali Patel*
- **Board of Education Student Leadership Awards**—*Jessica DiTommaso, Michael Sama*
- **FHS Principal's Award**—*Angelina Talbot*
- **FHS Salutatorian**—*Jennifer Liao*
- **FHS Valedictorian**—*Andy Dong*
- **FHS Scholar Artist**—*Hunter Tortorella*
- **FHS Scholar-Musician**—*Andy Dong*
- **FHS Scholar-Athletes**—*Sonali Patel, Benjamin Cosentino*
- **CIAC Award of Excellence**—*Daria Fournier, Jason Guglietta, Margaret Huelin, Michael Sama*
- **Outstanding Achievement in Math**—*Eva Kottou*
- **Outstanding Students in Health/PE & Wellness**—*Daria Fournier, Nisha Patange*
- **Outstanding Achievement in Computer Science**—*Ananya Patil*
- **Outstanding Student in Physics**—*Ricky Duan*
- **Outstanding Student in Environmental Science**—*Zachary Halstead*
- **Outstanding Student in History**—*Jennifer Liao*
- **Outstanding Student in Social Studies**—*Benjamin Cosentino*
- **Outstanding Student in Spanish Award**—*Alexandre Cerdeira*
- **Outstanding Student in French Award**—*Olivia Rose*
- **DAR Good Citizenship Award**—*Jessica DiTommaso*



Andy Dong



Jessica DiTommaso



Angelina Talbot




Jennifer Liao



Sonali Patel



Benjamin Cosentino



Michael Sama



Daria Fournier

## A Year of Achievements

### 2021-2022 Teacher of the Year 2021 –2022 Staff Member of the Year



Farmington's Teacher of the Year, Lea Marcello, was announced at the annual convocation meeting held on September 2, 2021. On being recognized as Farmington's Teacher of the Year, Mrs. Marcello stated, "When I found out I was selected to be Farmington's Teacher of the Year I was speechless, and for those of you who know me, that does not happen very often. Because I work with so many talented people across the district, this recognition is humbling and such an honor. As a classroom teacher and library media specialist, I have had the opportunity to observe masterful teaching and collaborate with skilled, thoughtful members of the Farmington Public School community. This honor is not mine alone. I share it with all of the teachers, administrators, counselors, paraprofessionals, and staff that I have worked with over the past 27 years; they have helped me become who I am today, both professionally and personally. Not only do I have the pleasure of working with adults who inspire me to grow and learn, but West Woods students are also the reason I love teaching. Their energy, curiosity, and enthusiasm make each school day exciting, and I am so pleased to be part of their educational journey."

Mrs. Marcello has taught in Farmington Public Schools for fifteen years.



Farmington's Staff Member of the Year, Miguel Cabrera, was also announced at the annual convocation meeting held on September 2, 2021. On being recognized as Farmington's Staff Member of the Year, Mr. Cabrera stated, "I am grateful to have been given the opportunity to work with the Farmington Public Schools. The families that I have met over the years have made the position very rewarding. My main goal is to provide for the safety of students, parents, staff and visitors. I look forward to greeting the children daily with a high five or some motivational words to make them comfortable".

Mr. Cabrera has served as a dedicated staff member in the Farmington Public Schools for nine years.

#### **Congratulations to Farmington High School's outstanding athletes:**



**2021-22 was a very successful year for the River Hawks. Nearly all of our teams qualified to compete in their respective state tournaments.**

- **Boy's soccer won the Class LL State tournament and won the CCC West Divisional title.**
- **Scholar All America Lacrosse Team—Brendan Occhino**
- **Boy's Volleyball made it to the Semi Finals of the Class M state tournament**
- **Boy's Lacrosse won the CCC North Division league championship**
- **Boy's Volleyball won the CCC Divisional title**
- **Sarah Warden won the Class L pole vault event with an 8 foot jump, and qualified to compete in both the State Open and the New England Championships**
- **Farmington High School was selected as both the Fall and Spring Sportsmanship Award winner by the Central Connecticut Conference.**

#### **Congratulations to Irving A. Robbins Middle School scholar-leaders:**

**Scholar-Leaders**  
Joshua Rodriguez &  
Angelina Yang

**Superintendent's Award**  
Zeeva Haviland



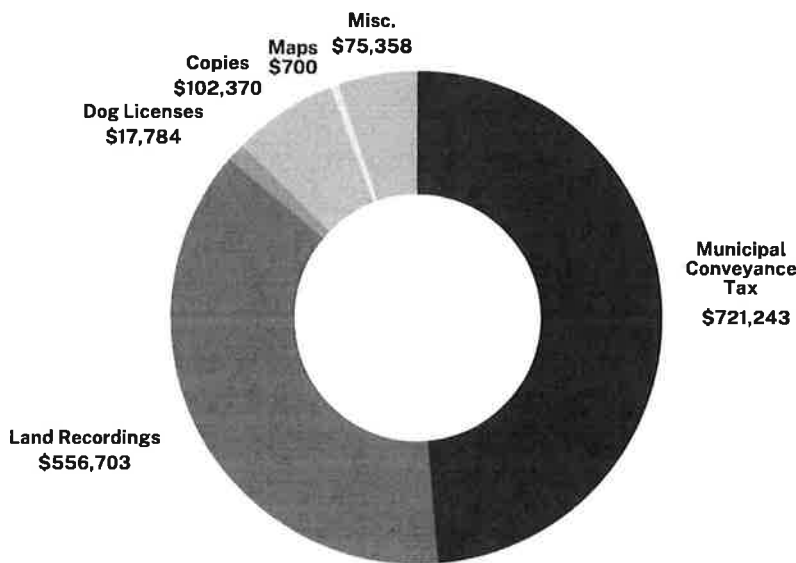
# Town Clerk

*"The mission of the Town Clerk's office is to accurately maintain the records of the Town of Farmington in a manner that allows easy access for the public and other Town of Farmington Departments."*

The mission of the Town Clerk's office is to accurately maintain the records of the Town of Farmington in a manner that allows easy access for the public and other Town of Farmington Departments.

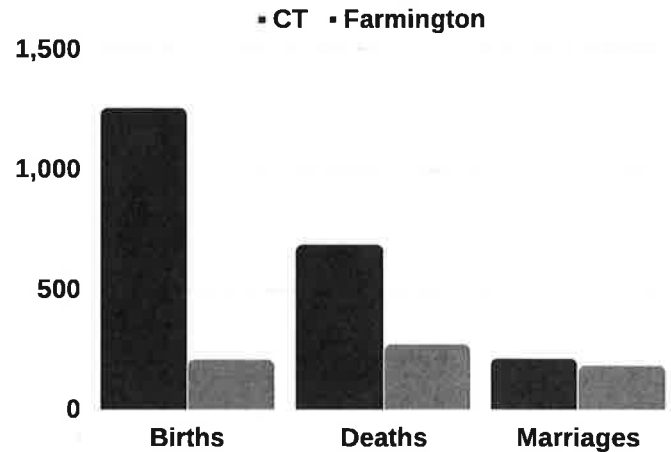
The Town Clerk is the Records Manager, Clerk of the Council, Registrar of Vital Statistics, and Freedom of Information Liaison for the Town of Farmington. The Clerk's Department processes, indexes, records, and maintains all land transactions. The Clerk's office also processes, issues, and maintains vital statistics of births, marriages, and deaths. Official documents including Town Council Minutes, Town Meeting Minutes, and Veteran discharge papers are also processed by the Clerk's office, as well as issuing licenses for fish and game, dogs, and various permits. The Clerk's Department is responsible for Election processes including pre and post-election responsibilities and the issuing of all absentee ballots.

During the **2021-2022 fiscal year**, revenue totaling **\$1,484,201** was collected in the Town Clerk's Office and remitted as follows: **\$721,243** in conveyance taxes to the State of Connecticut and the following to the Town Treasurer, for fees and local conveyance tax:



**Total to Town Treasurer: \$1,484,201**

## Vital Statistics 2021-2022



**Births: 209 Farmington residents**  
**Deaths: 271 Farmington residents**  
**Marriages: 182 Farmington residents**

## 2023 Dates of Interest

<b>April 17</b>	<b>Annual Town Meeting</b>
<b>April 18</b>	<b>Absentee ballots available at the Town Clerk's Office for the Budget Referendum</b>
<b>April 27</b>	<b>Budget Referendum</b>
<b>June 1</b>	<b>Registration begins for all dogs for the 2023-2024 year</b>
<b>June 30</b>	<b>Last day of dog registration without a penalty fee</b>
<b>Sept. 30</b>	<b>Last day for Veterans to file discharge papers with Town Clerk to receive exemption for the next tax year</b>
<b>Oct. 6</b>	<b>Regular absentee ballots become available for the November Election</b>
<b>Nov. 7</b>	<b>Election Day</b>



# Tax Collector

*"The Tax Collector's office is responsible for the billing and collection of real estate, business/personal property, motor vehicle (regular and supplemental) taxes, sewer usage and waste collection charges and special assessments."*

The collection results for the 2021-2022 fiscal year are as follows:

	Collectible	Collected	Refunds	Outstanding
Current taxes	\$107,806,445	\$108,255,264	\$130,500	\$-318,319
Back taxes	\$103,560,618	\$103,352,943	\$100,954	\$308,629
Current sewer usage	\$4,473,421	\$4,478,515	\$9,703	\$4,609
Current waste collection charges	\$1,835,502	\$1,836,669	\$3,556	\$2,389
Back sewer usage and waste collection	\$135,831	\$126,245	\$1,204	\$10,790
<b>SUB TOTAL</b>	<b>\$217,811,817</b>	<b>\$218,049,636</b>	<b>\$245,917</b>	<b>\$8,098</b>
Current interest and fees	-	\$224,775	\$20	-
Current sewer/waste interest and fees	-	\$39,466	\$0	-
Back tax interest and fees	-	\$71,448	\$4	-
Back special service interest and fees	-	\$18,604	\$0	-
<b>SUB TOTAL</b>		<b>\$218,403,929</b>	<b>\$245,941</b>	
Sewer Assessments	\$529,023	\$529,023	-	-
Interest on assessments	-	-	-	-
General fund collections	-	\$1,727,865	-	-
Advanced payments - taxes	-	\$3,909,967	-	-
Advanced payments - sewer/waste	-	\$520,164	-	-
<b>TOTAL COLLECTIONS</b>		<b>\$225,090,948</b>		

- 100.28 % of the outstanding taxes on the current grand list were collected.
- 99.89 % of the sewer usage and waste collection were collected.

Updated technology has greatly improved our ability to allow Farmington taxpayers and the general public, access to tax information at any time, day or night.

This has greatly reduced routine inquiries and allowed us to redirect our focus on collections. We look forward to future advances that will offer even more convenience to our taxpayers.



***Faced with an ever-changing economic climate, Farmington taxpayers continue to meet their fiscal responsibilities and support town services.***

The Town of Farmington, in partnership with Invoice Cloud, is happy to offer residents an easy and secure way to view, print and pay their tax bills online.

# Registrars of Voters

*"The entire Town of Farmington is in the 5th U.S. Congressional District. Farmington incorporates all of the 21st State Representative District and a segment of the 19th. Portions of Farmington are included in the 5th and 6th State Senate Districts."*



Farmington has two local voting districts, five polling locations, and seven precincts as follows:

- **District 1, Precincts 1,2**  
**Polling Location: Irving Robbins School**
- **District 1, Precincts 3,4**  
**Polling Location: West Woods School**
- **District 1, Precinct 5**  
**Polling Location: Farmington Police Department**
- **District 2, Precinct 6**  
**Polling Location: Community/Senior Center**
- **District 2, Precinct 7**  
**Polling Location: Farmington High School**

To register to vote in Farmington, one must meet these requirements:

- **Be a United States Citizen,**
- **Be a resident of Farmington,**
- **Be 17 years of age, turning 18 by Election Day**
- **Be completely released of confinement and parole if a past felon**

If you wish to check the status of your voter registration, you may use the "look up tool" at the web site of the CT Secretary of the State:

[www.sots.ct.gov](http://www.sots.ct.gov).

If you need to register or change your current registration, you may do so at the website:

[www.voterregistration.ct.gov](http://www.voterregistration.ct.gov).

## ELECTION DATA

*The voter turnout in recent voting opportunities were as follows:*

	Number of Votes Cast	% of Eligible Voters
<b>FHS Referendum – Dec 2022</b>	2,598	12.91%
<b>Gubernatorial – Nov 2022</b>	12,071	60.43%
<b>Primary – Aug 2022</b>	2,054	18.80%
<b>Budget Vote – April 2022</b>	712	3.50%
<b>Municipal – Nov 2021</b>	7,035	34.74%
<b>FHS Referendum – June 2021</b>	6,651	33.18%

**Farmington Registrars are:**

**Ann Newbury (R) - 860-675-2378**  
**Beth Kintner (D) - 860-675-2379**

If you have questions, please call one of the numbers above.

# Community and Recreational Services

Page 40

*"The Community and Recreational Services Department continues its mission to manage resources, provide wholesome programming and coordinate opportunities to achieve creative solutions for a healthy community."*



**The department provides programming in three essential areas: supportive services, recreational activities and community engagement.**

The Community and Recreational Services Department continues its mission to manage resources, provide wholesome programming and coordinate opportunities to achieve creative solutions for a healthy community. The department provides programming in three essential areas: supportive services, recreational activities and community engagement and is organized into seven divisions: Housing, Transportation, Recreation, Westwoods Golf Course, Youth, Senior and Social Services. The department also provides staff leadership to Human Relations, Housing Authority, Juvenile Review Board, Fair Rent Commission, Local Interagency Service Team (L.I.S.T) and FOCUS, the Local Prevention Council for teenage substance abuse prevention. Additionally, the department serves as a staff liaison for several community groups, including Farmington Food Pantry, Farmington Community Chest, Unionville Improvement Association, Services for the Elderly, and numerous sports leagues, and organizations.

Community & Recreation provides administrative oversight for the following Farmington programs and facilities:

**The Staples Homestead** which houses the offices of Supportive Services, Recreation and Community Services

**The Youth Annex Buildings** which house the drop-in teen center and numerous Recreation programs as well as the Board of Education's alternative high school

**The Community & Senior Center**

**The Stonehouse** which houses three affordable housing units

**8 Mountain Road, and 10 Mountain Road** which houses four affordable housing units

**184 Town Farm Road** which is the town owned affordable house

**Maple Village Senior Housing Complex**

All seven divisions of the Community and Recreational Services Department provide supportive services and recreational activities to community residents.

Our community enhancement services are those larger offerings that help to make Farmington the special place that it is. These services range from our Annual Thanksgiving Gathering, Annual Egg Hunt, Senior Fair, to the summer concerts and are facilitated through a collaborative effort of the entire department. This year through added publicity and the use of social media these programs have grown in popularity.

This past year over 2,500 events were scheduled for seniors and various community groups at the Community & Senior Center; including programs, such as: regular meetings of numerous civic groups, flu shots and town meetings.

This past fiscal year our service to the town included:

**Transportation:** Our Dial-A-Ride ran for 5,232 hours, provided 8,078 individual rides, and drove 57,031 miles throughout the year. The Connecticut Department of Transportation awarded the program \$62,043 in supplemental funds allowing us to increase transportation opportunities for seniors and to coordinate group trips.

**Social Services:** Approximately 4,800 hours of case work was provided to families, youths, individuals, and elderly. These services are offered to residents experiencing financial, physical, and psychosocial hardships. A social worker is available to assess needs, advise on available options, support, and serve as an advocate. While many services are available through Social Services, additional assistance is provided through a system of networking, advocacy, and referral. This year the Farmington Community Chest generously allocated \$15,000 to their direct aid fund that our social service staff administers. Currently, staff is assisting and working with 2,926 households with 1,184 client assistance units provided for folks needing some type of assistance from a simple food pantry application to complex case management oversight.

Community Service Staff continues to provide support to the Farmington Food Pantry. The Pantry is run by a Board of Directors and the Town approves the clients to use the Food Pantry based on income guidelines. The clients make their shopping appointments through Social Services.

# Community and Recreational Services

Page 41

**Social Services con't:** This year was another banner year for giving. Our holiday program provided 532 baskets to families for both holidays and 183 children received gifts. 105 donors contributed food and/or gift baskets. The Police and Fire Department assisted in food collection for both Thanksgiving and Christmas and collectively brought in 8,000 pounds. The CERT team (Certified Emergency Response Team) delivered baskets to clients. The police department also assisted with a toy drive. It was a true community effort.

Throughout the year, staff interviewed, approved, and coordinated projects for community service days with various organizations, including Farmington Community Chest, First Church in Farmington, United Way, various civic organizations and one extended family. Approximately 301 volunteers assisted for 78 projects throughout the fiscal year; they aid with minor repairs, painting and yard work at various homes including doing some work at Maple Village and Westerleigh. Each year each group grows, and the amount of assistance provided is a true benefit to our older residents.

**Youth Services:** The mission of Youth Services is to promote positive youth development through the coordination of direct services and activities. Our staff works with parents, schools, police, and the community to provide support and services.

The drop-in Teen Center has reopened its doors with some innovative programming. Over the past year 94 youths attended with over 901 visits.

The Farmington Juvenile Review Board (JRB) provides first time offenders a non-judicial process in lieu of going to court. Seventeen youths were diverted from court and referred for services that included substance abuse treatment, counseling, and community service. This past year we were again the recipient of a grant from Connecticut Youth Services Association for our JRB to provide clinical support services to clients. This continues to allow us to better serve youths in crisis and to spend critical time with youthful clients and their families.

Farmington is home to two indoor challenge courses that provide year-round programming for students. Through the collaborative efforts between Youth Services, Recreation, EXCL, and the Physical Education Department, adventure programming continues to attract over 100 students each year.

Through the generosity of the Farmington Community Chest, Youth Services was able to send 34 children to summer camps throughout the Farmington Valley. The total grant given was \$11,000; each recipient was assessed for assistance based on the families need.

**Senior Services:** The Senior Center has marked its 21st year having served over 1,946 members. We continue to add quality programs, dedicated instructors, and supportive services for the older adults in our community. Opportunities for healthy aging are created through social interaction, lifelong learning, and physical, mental, and emotional well-being.

This fiscal year we provided an average of 170 programs per month with an average monthly attendance of 1,800 or over 21,500 visits in the year. The fitness center is in full operation. The Beat Parkinson's program helps alleviate symptoms and the progression of Parkinson's disease has increased in popularity. The goal is to improve gait, flexibility, core strength, level of energy and overall health.

Both physical activities and mental stimulation are high priorities at our Center. We have partnered with the Alzheimer's Resource Center to present "Brain Fitness" classes. Many of our activities such as card playing, chess, wood carving, pickleball, tablet and smart phone instruction are socially engaging and mentally stimulating.

We partner with AARP to host Driver Safety Classes, Car Fit, FRAUD Watch and AARP Income Tax preparation training. As an AARP Tax Aide training site, 50 volunteers attend the training and then are assigned to prepare taxes throughout our region.

We are fortunate to have CHOICES, a state funded program that helps people understand their Medicare coverage and health options. Our volunteer CHOICES counselor assisted 88 people this past year. We are grateful to our volunteers who have performed over 500 hours.

The Town's Community Services Department provides operational support to Services for the Elderly (SFE). The \$9,600 goes directly towards supporting the agency and the administration of the nutrition program. Additionally, the town's non-profit assistance provides SFE with a yearly grant of \$24,000 for Meals on Wheels and Congregate Meal recipients.



**Officer Martin hosting a community safety session at the Farmington Senior Center.**

# Community and Recreational Services *continued*

Page 42

**Recreation:** Our Recreation Division provides wholesome recreation and leisure activities for the enjoyment of all residents in the community. Recreation & leisure programs promote good health, friendships, and opportunities for sharing family time. Farmington Recreation continues to improve lives one activity at a time.

In February 2022, Farmington Recreation began working with recreation software provider, MyRec.com, providing a more user-friendly online experience to community members.

Regarding programming, coming out of the pandemic, Farmington Recreation has seen an uptick in participation in nearly all our programs. Farmington Recreation had a banner year in nearly all our summer camps and summer sports clinics and is also seeing participation numbers increase in our seasonal sports and cultural and creative programs as well.



**Housing (Housing Authority):** The Housing Authority, created by Ordinance 65 effective May 1972, was implemented to further affordable housing opportunities within the Town of Farmington. It also investigates alternative solutions and initiatives regarding affordable housing.

The Housing Authority met 6 times throughout the year discussing issues of affordable housing, the federal Section VIII rental subsidy program, the Cooperative Ownership Program and Maple Village.

To increase its affordable housing stock, the Town of Farmington began a program in 1981 known as the Plan for Cooperative Ownership. To make the purchase of single-family homes more affordable to homebuyers of low to moderate income, the Town of Farmington rented land lots to individuals who qualified under selection criteria.

The Executive Director of the Housing Authority, who is also the Director of Community & Recreational Services, is responsible for the administration of Maple Village, a 40-unit elderly housing complex located in Unionville, on Maple Avenue Extension. The complex, built in 1975, houses individuals over the age of 62 and disabled adults.

The yearly Management Plan (budget) for Maple Village was approved. The Housing Authority continued to participate in the state's Rental Assistance Program for elderly tenants in Authority operated housing. The Town receives a state grant for resident coordinator services, which allows us to provide assessment, case management and program coordination. The coordinator(s) provided over 300 visits to residents under this program.

Additionally, the Authority administers 90 HUD Section VIII vouchers, which provide rental subsidies for individuals who qualify with low income. The program is classified as a High Performer.

The town owns 7 affordable rental units of different sizes. The units are financially maintained through the rental funds.

The Authority also maintains landlord/tenant disputes including complaints and/or rent increases.

**Westwoods Golf Course:** Operated by the Town of Farmington, Westwoods Golf Course leads players on an 18-hole jaunt past rivers, lakes, and bunkers that extends to 4,407 yards from the back tees. Despite its relatively short stature, Geoffrey S. Cornish designed the course to demand accuracy and consistency. The facility is designed as a great practice facility for all golfers, offering a 30-stall driving range and a practice green, which, at 24,000 square feet, affords ample room for practicing short game skills.

Westwoods continues to provide quality lessons for our youth as well as adults and families. This past summer we had 150 participants in lessons through camps or group instruction.

Westwoods hosted several tournaments this season. Westwoods continues to advertise and market the course as a destination for novice to experienced golfers. Through some promotional efforts, many of our regulars have posted their positive experiences online and continue to encourage others to stop by.



# Farmington Food Pantry

Page 43

*"Since 2006, the Farmington Food Pantry has been sponsored by, and located in, Amistad Hall, on the campus of The First Church of Christ, in Farmington, CT. The Pantry is funded solely through donations and staffed entirely by volunteers."*

The Farmington Food Pantry, Inc. is a 501(c)(3) tax-exempt organization, operating at Amistad Hall, on the campus of First Church of Christ, Farmington. Our mission is to provide a "respectful, empowering environment, where supplemental food and personal care items are available to individuals who need assistance, in Farmington." The Pantry is funded solely through donations and staffed entirely by volunteers.

The Pantry was founded in 2006, on a "Client Choice" model and all clients are pre-qualified by social workers from the Farmington Community & Recreational Services department. During 2021-2022, 260 Farmington families were approved to shop at the pantry.

The pantry continues to serve an increasing need in our community. **From July 2021 - July 2022, the pantry distributed over 70,520 pounds of food, with an average distribution of 5,876 lbs per month, and the all-volunteer staff logged in over 2,350 hours of service**, processing food drives, stocking shelves, and staffing shopping days. The Pantry enjoys generous monetary support, from the Farmington Community Chest, fresh produce from several farms in town, and meaningful partnerships, with First Church of Christ, Farmington and the Farmington Community & Recreational Services department.



**Boys Scout Troop 68's Jonathan Blore used his Eagle Scout project to design & build professional, sturdy bins for the Farmington Food Pantry.**



**During 2021-2022, 260 Farmington families were approved to shop at the pantry.**

The Farmington Community & Recreational Services staff has provided much needed assistance and guidance to the pantry, often coordinating with Dial-A-Ride, to pick up and deliver bags for elderly or housebound clients. The Farmington Community & Recreational Services staff has also implemented a service to distribute pre-packaged bags of food, delivered by the pantry, to Staples House, for residents who find themselves in an emergency food situation.

As a recipient of the the Farmington Greater Together Community Fund inaugural grant, The Community Chest was awarded \$5,000 in 2021 to purchase fresh, locally sourced fruits and vegetables for pantry clients for 6 months. This initiative will carry into 2022 with the fantastic produce courtesy of of Sub Edge Farm and The Farm Truck at Hein Farm.

The Letter Carrier's Stamp Out Hunger Food Drive on May 14, 2022 was a massive success. Neighbors placed a bag of non-perishable food at their mailbox Saturday Morning which letter carriers delivered to the Farmington Food Pantry. In total, **4,0071 lbs** of food was collected. THANK YOU for supporting your #FarmingtonCT neighbors in need.





# Fire Department

Page 44

*"The Town of Farmington Fire Department includes the East Farmington, East Farmington Station #2 (Oakland Gardens), Farmington, Tunxis Hose, and Southwest Fire Stations, which provide Fire, Rescue, and Emergency Medical Services, throughout the Town of Farmington."*

The Fire Department is a "combination department," which means that it is staffed by a combination of approximately 108 Volunteer Fire Fighters, 3 Part-Time Firefighters and 8 Career Firefighters.

**During Fiscal Year 2021-2022, the Fire Department responded to 2,653 medical emergencies and 1,119 fire emergencies for a total of 3,772 calls for service. Firefighters completed 382 training events, totaling 1,592 hours to maintain skills and competencies.**

In June of 2022, the Farmington Fire Department was pleased to welcome Thomas Fitzgerald as the newest Director of Fire and Rescue Services.

Mr. Fitzgerald joins the Town of Farmington following a successful 23 year tenure with the New Haven Fire Department, starting out as a firefighter and eventually, earning rank of captain. In addition to his experience in New Haven, Fitzgerald has also served as the Commissioner of the Newtown Volunteer Fire Department.

Former East Farmington Fire Chief, Russ Nelson was recognized as the 2021 Firefighter of the Year. He was presented with a town proclamation and a state citation for his achievement. Chief Nelson dedicated 34 years to the fire service and the Town of Farmington.



**Former East Farmington Fire Chief, Russ Nelson was recognized as the 2021 Firefighter of the Year.**



**Farmington Cadets performing Extrication Drills during Training.**

The Fire Department is always actively recruiting volunteers, due to the vital role they have in the emergency services that we provide, to the community. Anyone who lives or works in Farmington, is at least 18 years of age and has a high school diploma or GED, can apply to be a Volunteer Firefighter. Non-Farmington residents may apply, if they live within 5 miles of a fire station, or if they work in Town and have written permission, from their employer, to respond to emergencies, during work hours. The fire department will provide all equipment and training associated with being a volunteer firefighter, as well as incentives.

The Fire Department is also actively recruiting Fire Cadets. The Fire Cadet Program is designed to encourage residents, between 14 and 17 years of age, to become familiar with the responsibilities of volunteer firefighters. It provides a facet to demonstrate to young people the importance of service to the community, through involvement in the Volunteer Fire Department, and to develop a working knowledge of First Aid, Cardiopulmonary Resuscitation, and the safe working practices associated with the fire service. We currently have 8 cadets, who meet regularly under the supervision of a Cadet Coordinator and Cadet Advisors. These cadets are the foundation of our organization and will soon be regular firefighters within the community.



# Fire Department

Page 45

The Town of Farmington Fire Department maintains an Apparatus Replacement Plan, which rotates its larger apparatus, every 20 -25 years, and the utility fire apparatus, every 10 years. This plan is reviewed yearly, to ensure it still represents apparatus needed, to service the town.

The most recent apparatus replacements Include:

- Ladder 1 (replacing a 2001 aerial tower)
- Medic 16 Vehicle
- New Extrication Equipment for Tunxis and East Farms
- New sets of Turnout Gear (PPE)
- Fast Boards (Rapid Removal Device)



***In September 2021, members of the Ladder 1 Committee traveled to Pierce Manufacturing in Wisconsin for the final inspection of the newest fleet addition. The inspection trip was the culmination of several years of hard work in putting this truck together***



Volunteer and Career Firefighters spent a great deal of time training on the new equipment prior to being put in service. Trainings have included ladder truck set ups, cold weather water supply extractions and aerial/ladder operations.

The Fire Department provides instruction on American Heart Association courses, for Cardiopulmonary Resuscitation (CPR) and First Aid. More than 350,000 cardiac arrests occur outside the hospital, each year. Instructors within the department provide Community CPR instruction quarterly, at no charge, in the Yates Room located at the Farmington Police Department. These courses are instrumental in teaching members of the public the necessary skills to recognize a cardiac arrest, get emergency care on the way quickly and provide CPR, until a high level of medical care arrives. These courses also incorporate the use of an Automated External Defibrillator (AED). The use of an AED, within three to five minutes after a collapse, greatly increases the chance of survival. For every minute that passes without CPR or defibrillation, the chance of survival of a victim decreases by 7 to 10 percent.



The Town of Farmington is a HEARTSafe Community, which is a community that has documented the "Chain of Survival" links, to address cardiac emergencies, for its citizens. These links include early access to emergency care, early CPR, early defibrillation, and early advanced care. The Town of Farmington Fire Department is also available to instruct at businesses, schools and daycares, in order to ensure this vital training is maintained, within our community. Please contact us, if you are interested.

***Please visit your local fire station or call or email Tom Fitzgerald, Director of Fire and Rescue Services, at 860-675-2322 or [FitzgeraldT@Farmington-CT.org](mailto:FitzgeraldT@Farmington-CT.org), for more information about becoming a volunteer, or to inquire about any of the services offered by the Town of Farmington Fire Department.***

# Police Department

Page 46

*"The Farmington Police Department took a proactive response to the COVID-19 crisis, in accordance with guidelines and best practices established by federal, state, and local health officials."*

Due to multiple retirements, Farmington PD welcomed several new employees to the ranks. Officers Kyler Fausel, Michael Meier, Anthony Lustrinelli, and Jose Santiago were sworn in this year as Police Officers. We also welcomed Dispatchers Stephanie Golden, William Crespo, and Hristina Papastefanu to our communications center. Fred Mustafai and Kyle Noddin were promoted to the rank of Sergeant and Steve Egan and Kory Vincent were promoted to the rank of Lieutenant.

We were excited to announce the promotion of Chief Colin Ryan on June 29, 2022. Chief Ryan is a 23-year veteran of the Farmington Police Department and has served the department in numerous roles and ranks and now leads the department of approximately 46 sworn officers and 30 civilian employees.



**Farmington Chief of Police, Colin Ryan.**

The Farmington Police Department and Farmington Youth Services have teamed up to provide an outreach program to connect police officers and juvenile residents of Farmington. "FUNCOPS" provides an assortment of activities and venues for officers and teens to connect by participating in go-cart races, bowling, minigolf, sporting events, and deep-sea fishing. Funding for FUNCOPS has been acquired through grants by the Farmington Community Chest.



**FUNCOPS deep-sea fishing event.**

On September 21, 2021, Officer James O'Donnell was severely injured in the line of duty. In support of Officer O'Donnell the police department organized a Flag Football Game against the Farmington Firefighters. There was an overwhelming show of support from the community for Officer O'Donnell and the men and women of the Farmington Police Department.



**Farmington Police vs. Fire Flag Football Event.**

In collaboration with the Farmington Racial Equality Taskforce, the Farmington Police Department hosted a free seminar for local businesses on Enhancing the Customer Experience by Preventing Implicit Bias. The presenters were faculty members of the University of New Haven with extensive backgrounds in diversity, bias intervention, inclusion, and equity training. The seminar was attended by Farmington Police Officers, security officers, and management from local businesses.

# Police Department

Page 47

Officers of the Community Policing Unit and the Social Services Department annually hold a holiday toy drive. Officers posted outside of Walmart in Avon to collect new unwrapped toys to be distributed to families in Farmington during the holiday season. As always, the generosity of our community came through and we were able to provide joy to families in need.



**The Community Policing Unit's annual holiday toy collection.**

In April 2022, Farmington Police Department participated in a Distracted Driving Enforcement Campaign under grant funding through the CT Department of Transportation. Officers were deployed to areas of town where there have been accidents involving distracted driving to conduct dedicated traffic enforcement.

Farmington was among all Connecticut towns to experience motor vehicle theft and theft of catalytic converters from vehicles. Officers used marked and covert vehicles to patrol specific neighborhoods that were the most at risk to be targeted by thieves. The Community Policing Unit assisted neighborhood groups to official organize and develop communication networks for information sharing amongst neighbors to encourage an increase of safety and security within their communities. Though the efforts of the police department as well as community engagement the number of stolen motor vehicles decreased from 56 last fiscal year to 25 this fiscal year.



**FPD participates annually in the Special Olympics Torch Run.**

Farmington PD was heavily involved, as always, with the Law Enforcement Torch Run in early June 2022. Officers were joined by their family members, town officials, and firefighters to help raise awareness and support of the Special Olympics.




**Officers kicking off the Summer at Camp Courant.**

At the conclusion of the school year, Officers welcomed campers to Hartford's Camp Courant located in Farmington. Camp Courant is the oldest and largest free summer day camp in the US and officers have a great time helping the campers officially start their first day of camp.

# Farmington Libraries - Since 1901

Page 48

*"The Board of Trustees, the staff and I look forward to meeting your educational, informational and recreational needs and to fostering a shared sense of purpose for the benefit of all those in the community."*



## Message from the Director

During FY2022, the Farmington Libraries began turning the corner on COVID-19 as the pandemic waned, allowing us to begin offering in-person programs at both the Main and Barney Libraries for the first time in many months. We also began allowing patrons to browse in the Libraries and check out materials at the main checkout desk, instead of borrowing materials at the curbside. I would like to acknowledge and thank our Board of Trustees, our amazing staff, our Friends and volunteers, as well as our patrons for all of their support and understanding during the pandemic. I would also like to thank Jennifer Kertanis and her team at the Farmington Valley Health District for sharing frequent health updates relating to COVID-19 and for advising us throughout the pandemic. We are deeply grateful for the efforts of everyone who persevered and showed patience and resilience during such challenging times!

We welcomed six new staff members to the Libraries this past year. Please see the names and positions of our newest staff members listed below. We were very fortunate to continue to recruit a very capable and friendly staff who love serving your library and information needs!

We also migrated to the Library Connection, Inc. (LCI) consortium this past fall. In order to prepare for the migration, Library staff began receiving training on using the new system, which is called **Encore**, in the fall of 2022. This was a major undertaking that required countless hours of training on behalf of the Library staff. Patrons are now able to search the online public catalog for items in our collections, as well as the collections of all 31 public and academic libraries in the consortium. In addition, patrons are now able to initiate patron-placed holds, as well as request materials from member libraries in the consortium through interlibrary loan. Patrons now have access to more than 1.2 million items within the network that can be easily located and requested at the click of a button! If you have not had a chance to see the new system, stop by for a brief overview from one of our staff, who will be happy to show you how to search, locate and request materials.

As noted, we began offering in-person programs for children, teens and adults this past year, following the pandemic, when nearly all of our programs were held virtually via Zoom. While our attendance figures were not at the level they were prior to the pandemic, we had a very successful and well-attended series of summer reading programs for all ages and many of our children's programs have been filled to capacity! We are also planning to host our annual Maker Fair, which has been on a two-year hiatus, on March 26, 2023. More information about the Maker Fair, which will be held at the Main Library, will be forthcoming so stay tuned and check our website at [www.farmingtonlibraries.org](http://www.farmingtonlibraries.org) for details!

Our Adult Information Services staff were very busy working with a dedicated volunteer and two library interns who helped scan and digitize more than 5,000 items to date and upload them to the CT Digital Archives (CTDA) located at [www.ctdigitalarchive.org](http://www.ctdigitalarchive.org), allowing researchers and others to explore local history, including photos, account books, maps and original manuscripts and more online. It is truly a treasure trove of local history – I encourage you to check it out!

Despite the pandemic, we also continued to partner with a growing number of community partners this past year to collaborate on programs and events, including the following local and state organizations:

- Town of Farmington Community & Recreation Services
- Farmington Senior Center
- Stanley-Whitman House Museum
- Lewis-Walpole Library
- Farmington Historical Society
- Hill-Stead Museum
- Unionville Museum
- Farmington High School
- Irving A. Robbins Middle School
- Rotary Club of Farmington
- UCONN History Department: Engaged, Public, Oral and Community Histories (EPOCH)

*continued on next page . . .*

*continued from previous page . . .*

## Diversity, Equity and Inclusion

Thanks to a grant from the Hartford Foundation for Public Giving, the Board of Trustees, the staff and I received some foundational training relating to diversity, equity and inclusion so that we can integrate DEI into our programs and services as we plan ahead. In Phase I of the grant, we retained consultants Treda Collier-Dickenman and Dr. Martha Brackeen-Harris to facilitate a series of training sessions relating to DEI for the Board and staff. We also held a community forum in June 2022 in order to engage local residents in a community conversation about diversity, equity and inclusion and ways we can support those efforts going forward.

In the fall of 2022, as part of Phase II of our grant, we engaged training consultants from the National Conference for Community and Justice (NCCJ) located in Windsor, CT in order to provide additional staff training relating to diversity, equity and inclusion. These discussions will provide a foundation on which to develop future programs, collections and services that meet the diverse needs of all those who live and work in the Farmington community. Public libraries, which have been part of the social safety net for more than 150 years, are vital to the health and wealth of our communities and the staff and I are proud to say that the Farmington Libraries is continuing that tradition.

I would also like to acknowledge and thank two of our stalwart staff members who helped keep our Business Office running smoothly and efficiently this past year: Business Office Manager Monique Kucia and Business Office Assistant Terry Moscaritolo helped manage all of our "behind-the-scenes" activities relating to the Libraries' finances, including managing our accounts, handling billing and payments and working with vendors and suppliers. Their attention to detail and first-rate organizational skills make all of our work easier and they do it with the kind of enthusiasm, professionalism and "can-do" attitude that keeps our Libraries humming!

All of us at the Farmington Libraries, including the Farmington Village Green and Library Association Board, the Library's Board of Trustees, our dedicated staff, the Friends of the Libraries and our wonderful volunteers, are grateful for the opportunity to serve as the community's hub, with a growing array of informational, educational, cultural and recreational resources to serve your needs and interests. We are proud of the work we did this past year, as the pandemic waned and we returned with renewed energy and enthusiasm in order to continue to serve you and your family's needs and help contribute to the health and vitality of the community.

Respectfully,

**Christopher J. Lindquist**  
Executive Director

Usage	FY2022	FY2021	FY2020	FY2019
Total number of walk-in visitors	135,467	44,770	167,296	225,467
Total number of programs	627	733	1,015	1,300
Total program attendance	10,497	16,988	20,404	26,937
Total information requests	46,721	75,000	41,629	53,161
Total electronic resources checked out	20,729	47,167	45,105	30,296
**Total curbside items picked up	N/A	N/A	21,180	N/A
***Total in-lobby items picked up	N/A	99,427	N/A	N/A

**\* Note: The total number of walk-in visitors reflects the impact of COVID-19 in FY2020 and FY2021.**

**\*\* Note: The total number of curbside items picked up in FY2020 is an estimate.**

**\*\*\* Note: The total number of in-lobby items picked up in FY2021 is an estimate.**

Statistics alone don't tell the whole story, of course. Within this report you will find some representative stories from this past year that reflect the value of the Libraries and the impact we had on the everyday lives of some of our patrons during the pandemic, as well as post-pandemic.

### ***New Library Trustees:***

***Terry Roberts (Interim Board Chair)***

***Dana Pescatello***

***Ida Franklin***

### ***New Library Staff:***

***Heidi Schulz-Vendrella, Adult Programming Coordinator***

***Brianne Webster, Information Services Assistant***

***Jerusha Neely, Lending Services Assistant***

***Kelly Szalewicz, Lending/Outreach Services Assistant***

***Lorri Huddy, Adult Information Services Substitute***

## Adult Information Services

We were excited to rejoin the Library Connection, Inc. (LCI) consortium in mid-November 2022, joining other local libraries like Avon, Bristol, Simsbury, West Hartford and Canton. We began offering a new online public search catalog called Encore which offers patrons a quick and seamless way to request books from nearby libraries. And there is also an app available that patrons can download to their iPhone or other mobile devices! In addition, we went "Fine Free" in mid-October! Patrons are still being charged for lost items, however items that are returned late are no longer incurring overdue fines. Eliminating fines is a growing trend in libraries in CT and across the nation, as part of the overall efforts of libraries and other public institutions to embrace diversity, equity and inclusion, including removing barriers to service for those who are economically disadvantaged. Libraries who have gone "fine free" have also experienced higher item return rates.



## Information Services Highlights

- 1,068 people attended adult programs in person at the library and 1,044 attended adult programs virtually for a combined total of 2,112 attendees in FY2022.
- The Adult Information Services department sponsored 168 programs in FY2022, including Maker craft programs, Pilates and meditation programs, our ever-popular Garmany Music series, and much more!
- Library staff introduced new online resources, including Kanopy and Comics Plus, and virtual author talks.
- We have re-opened our Makerspace for trainings and patrons have been flooding in. Particularly popular are the 3D printer, the sewing machine, and the digitization station for converting VHS tapes and family photos. We have also added a Glow Forge laser cutter and engraver which is sure to popular!
- Electronic or e-book use continued to be popular this past year, representing nearly 20% of our total circulation. We are continuing to devote more resources to providing e-books and e-audiobooks to meet patron demand.
- 90 people participated in our Adult Summer Reading program; patrons participated in 352 activities, including writing 97 book reviews.
- Library staff added items to our "Library of Things," unique items that are ready for check out, such as lawn games including laser tag, a basic tool kit, the "studio-on-the-go" for recording audio or podcasts, and a portable document scanner to take home!
- We added Spanish, Polish, Hindi, Bengali and Tamil language books to our collection in order to best represent all the languages spoken by the people of Farmington.

## Farmington Room Highlights

- The Farmington Room at the Main Library, which contains our local history materials, is open every Wednesday from 2:00 - 4:00 pm, or by appointment. The number of local history inquires increased 185% from the prior year as the pandemic waned. We anticipate that number will continue to grow as more people discover our local history resources which are being added to the CT Digital Archives (CTDA).
- The Adult Information Services staff completed cataloging all of the items of historical significance relating to the Town of Farmington in our local history room, which was a significant accomplishment! The item records are available in our online catalog and are completely searchable which will aid researchers and others in locating these valuable items.
- Taveling Archivist Brian Stevens visited the Main Library in September 2022 to look at the items in our local history room and consult with us on archival preservation activities and best practices in order to ensure we will preserve and maintain the unique items in our collection documenting the rich history of Farmington and Unionville.
- We continued to scan and digitize some of our local history materials and upload them to the Connecticut Digital Archive (CTDA) this past year. This work continues to provide online access to some of the unique local history items located in our Farmington Room. To date, we have uploaded about 5,000 items of Farmington historical significance. Of note is a folder in process called "Black and Indigenous People in Farmington's History." To find out more, visit <http://hdl.handle.net/11134/660002:Farmington>.



## Teen Services

In the fall of 2021, the Libraries were still maintaining room and space restrictions, with most of our programs being 'Grab and Go' due to the pandemic. We continued with an altered version of former Teen Services Assistant Anna Downing's successful 'Teen Snack and Go Crafts,' created a separate 'Craft Grab and Go' program and started Teen Biblio Box, a "subscription" box where Teens get hand-picked new books along with fun goodies to check out! With winter came a loosening of restrictions and we started offering more in-person programming. Navigating the transition from 'Grab and Go' kits to more in-person programs required a hybrid approach—offering both options. We found most of the time, teens preferred the accessibility of the 'Grab and Go' kits so that they could work on them at their leisure. With that in mind, we continued to offer those types of programs to teens. Then in May 2022 we took a new approach and offered all drop-in programs after school was in session. While we had varying degrees of success, our food-based programs attracted up to 25 teens! They loved getting to decorate their own cupcakes and make their own popcorn mixes after taking their AP exams!

Furthermore, we worked with Irving A. Robbins Middle School to provide books for their afterschool Book Club! We also visited Farmington High School starting in February through the end of the school year in order to sign students up for new library cards. We were very pleased we were able to sign 40 teens up for new library cards!

When summer rolled around, we got more attendance in person for our Teen Craft programs and we had a very robust teen volunteer program that included 32 teen volunteers throughout the summer! We also took a new approach to summer reading this past year: Instead of a page-based reward system, we moved to Bingo with activities, including visiting local museums, reading a Nutmeg book, attending a library program, and more. While we had 124 participants, fewer than the previous year, the Bingo activity offered a more accessible approach to all during our Summer Reading series.

We also used the pandemic and post-pandemic period to alter the layout in the Teen Space at the Main Library. We added a Lego Wall, which has been popular with all ages, and we added a physical calendar which has helped with program visibility and attendance. Overall, we have used the past year to facilitate change and try new things!

## Teen Services *continued*

When we first started offering Teen Biblio Box in October 2021, we had a handful of sign-ups. One was a young man who loved Fantasy novels. Participants in this program are given review sheets which we use to guide our book selections. Each time this teen brought back his box, there would be a review and his mother would tell the staff working at the checkout desk how much he loved his box! When Tween Biblio Box began, this boy's younger sibling signed up after watching him open boxes month after month. The whole family was hooked—even asking for Biblio Boxes for Adults and Children! As we enter our second year of offering Teen Biblio Box, we have over 20 participants each month. This small idea and the enthusiasm from participants has shown all of us just how enduring the love of reading and getting teen recommendations can be!



## Children's Services

The Farmington Libraries Kids' Place is a hub of activity serving the educational, cultural, and recreational needs of the Farmington community and beyond for children ages birth through 12, their caregivers, and individuals who work with children.

The beginning of this fiscal year ushered in a return to browsing without an appointment, much to the appreciation of the community! In addition to our large and diverse print collection, this year saw a huge growth in some specialty collections, including our wildly popular Wonderbooks (print books with built-in audio components, including fiction, nonfiction, and Spanish titles), our Launchpad educational tablets, as well as our "Library of Things," which includes Story Kits, Phonics Kits, STEM Kits, Sprout Early Literacy Backpacks, School-Age Themed Kits, Games, Outdoor Games & Equipment, Puzzles, and Toys, all available for checkout. We currently have about 250 different items in our "Library of Things" collection, with more being added regularly.

We not only serve our community through our collection but through our programming as well, and the 2021-2022 time period included a lot of changes! During the summer of 2021 we created take-and-make activity bags, recorded virtual programs, and introduced outdoor programs; in the fall we added indoor programming in small groups; and by spring of 2022 we were back to full capacity limits and having a blast interacting with everyone again!

## Children's Services *continued*

We also were able to bring entertainers back to the library, including theater instructor Ingrid Schaeffer; famous children's author Janet Lawler; local Irish step dancers; the Farmington K-9 officers; infant massage instructors; a hoola hooping entertainer; and lovable therapy dogs for kids to read to! In addition to our regular programming and seasonal special events, new programs included our Tween Biblio Box Service, Virtual Chess, and a Babysitter Training session. The biggest highlights included our 2021 end-of-summer dance party celebration in August 2021 out on the lawn at the Main Library; Take Your Child to the Library Day in February 2022; and our summer 2022 Kickoff family picnic in June featuring a DJ dance party, balloon animals, henna designs, and snacks. Despite the slow start we had due to the pandemic we hosted over 400 events (in-person & virtual programs, take-and-make activities, and outreach visits) with almost 8,000 total participants! A big thank you to our Friends of the Libraries, who make all of this programming possible through their ongoing support!

As our regular programming returned, so did our work with community partners, including the Farmington Parks & Recreation Department, as well as local schools and daycares. We also continued our wonderful relationship with Services for the Elderly through our Kids Care Program, where kids create beautiful art to share with local seniors.

The biggest change of all to the Kids' Place came at the end of the fiscal year, when new furniture arrived and the layout of the Children's room at the Main Library was rearranged. New Books are featured prominently at our entrance and there are dedicated spaces for our Library of Things collection, audio collection, Tween Space, and Children's Play Area. There are places to sit and read as well as centralized staff desks so we can greet you as soon as you arrive! Over time we will continue to add new features to our space, including new signage and art – stay tuned!

## Lending Services & Collection Management

The Lending Services staff are often called the "Face of the Libraries." We are thrilled to say we were able to get rid of the "sneeze guards" at the Lending Services desk as the pandemic receded, a big change from the previous year. We always greet patrons with a happy tone of voice, but now we are able to greet them with a happy smile, too! We welcomed new patrons to the Libraries this past year and gave them library cards; for some people, it was their first library card! We always look forward to seeing the happy faces of children as they show us the books they have chosen or the artwork they made in a Children's program. As we check out hundreds of items through the day, we enjoy listening to our patrons and hearing their stories. We also help search for items listed in our online catalog that may be checked out or waiting to be shelved, or occasionally, missing. We often act as a "one-stop shopping" point of service when our patrons are interested in finding out about the wide variety of programs offered by the Libraries. Patrons often like to chat about the weather or catch up on local news. Any one of these moments with our patrons can be the highlight of our day and hopefully our patrons experience these friendly interactions that way, as well!



## Lending Services Highlights

- Nearly 135,470 people came through our doors at the Main and Barney Libraries in FY2022.
- 213,271 items were checked out to patrons during that time period.
- We also issued 1,451 new library cards to patrons this past year.
- The Lending Services staff continued to process materials that were returned quickly and efficiently so that our patrons would have something new to read "hot" off the shelves.
- The Lending Services staff also answered just under 4,500 general information inquiries this past year, including questions about our operating hours, programs and events, as well as general assistance in using and finding materials in the Libraries.

## Technology Services

FY 21-22 was largely a continuation of efforts started in early 2021: there was a lot of ongoing work being resolved to make room for new projects. The following initiatives were undertaken this past year:

- Six new self-checkout laptops were added via the Laptops Anytime kiosk in the lobby at the Main Library.
- The Libraries' Technology Plan (FY22 - FY25) was finalized and approved by the Library Board in January 2022 and is now being implemented.
- Employee Password and IT security policies were reviewed and revised to better fit our current work environment.
- A proposed plan for implementing unfiltered wireless access for adult patrons using their own devices at the Main Library, with appropriate safeguards and restrictions in place, was drafted and is under review.
- Security monitoring cameras were installed at the Main and Barney Libraries for additional security of the buildings, collections, patrons and staff:
  - Coverage of both buildings was put into place with pending accompanying access control upgrades for the doors and alarms at the Main and Barney Libraries.
- Planning for the migration to the Library Connection, Inc. (LCI) consortium on November 16, 2022 took up much of the end of the fiscal year:
  - Our IT staff was heavily involved in planning for the logistics of transferring all of our bibliographic records, our electronic databases and other services linked to patron records and library cards, as well as providing resources for staff training on the new system.



## Makerspace & Library of Things Highlights

FY21-22 was primarily a year when we rounded out the equipment in both the Makerspace at the Main Library, as well as our growing Library of Things, including the following additional offerings:

- 8mm and super 8 film conversion capabilities added to the Library of Things for patron use:
  - This is our most requested video format!
  - Moving the machine from the Makerspace to the Library of Things allowed patrons to take the machine home and do the time intensive analog to digital conversion on their own time.
- Crafting kits and other Library of Things offerings were expanded:
  - The leatherworking kit is a great example of a new crafting kit.
  - The "Studio on the Go" is a miniature recording studio package for patrons that can't make it into the Studio at the Main Library because of work or lack of availability and allows patrons to do recordings in the field.
- A laser cutter was purchased and installed in the Makerspace for use by patrons and staff:
  - The laser cutter bridges the gap between the "craft" and "workshop" sides of the Makerspace.
  - It is also a high-interest item that our patrons enjoy using in designing and making their own artistic creations!
- Volunteers were enlisted to help with equipment training in the Makerspace:
  - Qualified community members were trained and in turn have begun training patrons on using some of the more popular equipment in the Makerspace, which has helped speed up the turn-around time between a training request and the actual training; Library staff have also been able to focus more on programming and growing our audience in the Makerspace.

## The Barney Library

The Barney Library provided exemplary library services to the Farmington community this past year. Barney Library staff welcome everyone to enjoy a cozy place by the fire to read and relax in our main reading room.

- This past year we introduced a variety of new monthly programs for Adults including our Monthly Maker program, Drop-In Jewelry, and an ongoing movie series.
- The Garmany Music Series continued to provide entertainment at both branches including a performance by Ryan Mitten on June 29 at the Barney Library.
- Nostalgia Kits are also now available at the Barney Library. This new resource is ideal for individuals dealing with cognitive change and their caregivers. These themed kits contain books, music, DVDs, and other items focused on positive memories. Kit themes include The 1950s, Classic Cars, A Day at the Beach and Old Hollywood.
- The operating hours at the Barney Library returned to Monday - Thursday 9:00 AM - 5:00 PM and Saturdays 9:00 AM - 5:00 PM this past year.
- Movers and Groovers returned to an in-person drop-in program that attracts up to 30 children who enjoy music and movement at the Barney Library each week.
- Special events for children included Windy Day Spectacular, Bubble Day and Tellabration which continued to be huge hits this past year!

# Farmington Valley Health District

Page 53

*"Preventing Disease, Promoting Health, Protecting Against Health Threats -  
The Farmington Valley Health District is the local health department  
for the Town of Farmington."*

The Farmington Valley Health District is the local health department for the town of Farmington.

Pandemic response activities remain a central focus of work in the past year. FVHD continues to serve as a critical provider of COVID vaccinations. During the past fiscal year FVHD hosted 11 vaccination clinics at schools and other community sites, 12 clinics for hard-to-reach populations including restaurant workers and in home vaccinations for homebound individuals. Through these efforts we provided 1,134 1st dose, 1,086 2nd dose, and 183 boosters for a total of 2,403 vaccinations. FVHD recently opened an on-site clinic, at our office at 95 River Road in Canton, providing COVID vaccine clinics twice weekly, and are looking forward to providing influenza vaccinations this Fall. FVHD team members continue to stay apprised of the ever-changing COVID information and serve as the subject matter expert for our communities and partners. The District continues to provide weekly data updates including the number of cases, infection rates, age distribution and vaccination rates.

As COVID response demands wane, the health district is transitioning back to other priorities including completion of our Community Health Assessment and community health programming. A community health assessment describes the health status of our communities and the key risk factors associated with health. The district reconvened its Community Health Assessment Advisory Group and completed the analysis and summary of data. The next steps will include sharing the data with our communities and developing a Community Health Improvement Plan in collaboration with our many partners. Recognizing the toll that the pandemic has had on mental health, the district is prioritizing mental health programming including suicide prevention trainings and mental health first aide trainings for the public. This is the first step in building mental health literacy in our communities in an effort to enhance overall mental wellness, reduce stigma and build the capacity of individuals and groups to support those with mental illness.

Enforcing CT General Statutes, the Public Health Code and FVHD regulations are an important part of our work to ensure that the public's health is protected when dining out, swimming in a public pool, visiting a salon or drinking water from a private well. In an effort to enhance our support of the regulated community, the district has acquired an on-line permitting, renewal and inspection program called OpenGOV. The following provides a summary of permits issued and the inspections and site visits conducted during the fiscal year.



## Permits Issued:

Food Service Establishments	156
Salons	54
Public Pools	30
New Septic	4
Septic Repair	21

## Inspections/Site Visits/Sampling:

Food Service Establishments	380
Salons	60
Public Pools	45
New Septic	10
Septic Repair	48

# Services for the Elderly

Page 54

*"Services for the Elderly of Farmington, Inc. is a nonprofit agency whose mission is: To assist older citizens with maintaining their desired home lifestyle relative to meals, transportation, socialization, home medical equipment and maintenance."*

Services for the Elderly was established in 1965 by two Farmington women, Hope Emery and Dorothy Sinclair, who saw the need to help the seniors in our community. Our small nonprofit provides Meals On Wheels, Congregate Meals, Medical Transportation, Friendly Shopping, a Medical Equipment Program, "It's Good To get Out" and "Forget-Me-Not" programs and an A.A.R.P. Tax Assistance program. This organization works with over 150 volunteers who generously give up their time to make a difference in the life of a senior. 2019-2020 staff included a full time Executive Director, a part time Program Assistant working 14 hours a week, and a Transportation Coordinator working 4 hours a week. Services for the Elderly is governed by a volunteer Board of Directors from all areas of town. Our programs are financially supported primarily through United Way of Central and Northeastern Connecticut, the Town of Farmington, Hartford Foundation for Public Giving, Farmington Community Chest, Farmington Bank Community Foundation, the Unionville Lions Club, Meals On Wheels of America, Allstate, service groups, churches, businesses, fundraising events and individuals.

Several fundraisers were planned throughout the year to include the Subaru "Share The Love" Event, beginning in November, our annual appeal in November, "March for Meals" in March and "Birdies for Charity," through the Travelers Championship in June. Each of these fundraisers help support our various programs, aimed at assisting the aging in our community. Although our organization faced many challenges due to COVID-19, we remain committed to providing seniors essential services that have been a staple in the community for more than 50 years.

**The following services were provided in the fiscal year 2021-2022:**

### **Meals On Wheels Program:**

14,802 meals were delivered Monday through Friday by our committed volunteers who also delivered a birthday bag on their special day. Each client received a hot meal and a cold bag meal each day of their delivery.

### **Congregate Meal Program:**

2,162 meals were served by Services for the Elderly volunteers on Mondays and Fridays, throughout the year. Congregate Meals provide an opportunity for seniors to have lunch together to promote socialization and decrease feelings of isolation. These well-balanced, nutritious meals are served every Monday and Friday at 12 noon for a nominal fee. Please make a reservation 1 business day in advance



**Town Council Chair, C.J. Thomas helped deliver Meals on Wheels meals to the wonderful individuals we serve in Unionville and Farmington on Friday during March for Meals Community Champions Week in 2022.**

### **Medical Transportation Program:**

212 rides were given to clients to medical, dental or lab work appointments this year. Volunteers provide Farmington and Unionville seniors with transportation to routine medical and dental appointments in surrounding towns where families and/or other agencies are not available. There is a 2 ride-per-month limit and a minimum of 2 business days notice for this service. There is no charge for this service, but all parking fees are to be paid by the participant.

### **Friendly Shopping Program:**

301 grocery shopping trips were made by SFE volunteers that have been matched with clients to obtain the necessary staples for their kitchens.



**This talented group of volunteers from the Farmington Garden Club created beautiful arrangements for all of our clients in honor of Memorial Day**

## **"It's Good To Get Out"/Forget-Me-Not" Programs:**

This program offers a wonderful "pick-me-up" to our Farmington homebound seniors and offers opportunities to create friendships. The "Forget-Me-Not" program delivered over 1,007 special gifts to seniors throughout the year. These gifts included Thanksgiving baskets delivered to homebound seniors made with donations from Highland Park Market and area Farmington health agencies and local stores, care packages and "Thinking of You" cards. We also delivered holiday greens made and donated by the Farmington Garden Club. 39 Birthday bags also made a special delivery to our Meals On Wheels clients on their special days. We are grateful to the Farmington Community Chest for providing funding for these special packages to remind seniors that they are thought of throughout the year.



**Volunteer and "Forget-Me-Not" coordinator, Tracy Murphy, displays January's "Forget-Me-Not" gifts funded by Farmington Community Chest. These thoughtful "pick-me-up" winter themed gifts help our seniors maintain a special connection to their community.**

## **Tax Assistance Program**

237 tax returns were filed by A.A.R.P. trained volunteers assisting 251 clients. This year we were challenged with how to continue to provide the tax assistance service to our senior clients who are not computer savvy. Services for the Elderly worked with the Farmington Valley Health Department, A.A.R.P. and the Town of Farmington to develop a pilot program during the pandemic. Each client was temperature checked and provided a socially distant, private, tented area outside to meet with the tax advisor. The clients then waited in their air-conditioned cars for their taxes to be completed. This pilot program not only afforded our seniors the ability to have their taxes done at no charge, but maintained strict safety protocols to, again, protect our loved seniors. Thank you to Jeff Bellingham and his team of dedicated A.A.R.P. tax advisors for their hard work!

## **Medical Equipment Program**

For the Fiscal year of 2021-2022, Services for the Elderly loaned out 1,093 pieces of donated essential medical equipment to individuals in the Farmington Valley and Greater Hartford area. We were also able to give out countless packages of disposable personal hygiene products to individuals in need. Services for the Elderly is a partner with Orphan Grain Train and has helped to donate over 500 medical assistive items nationally and worldwide. We continue to adhere to strict procedures to maintain safety of our clients, both donating and borrowing equipment.

We are grateful to the Town of Farmington for providing financial assistance over the year to our Meals On Wheels and Congregate Meal programs. This assistance allowed for residents, regardless of their financial status, to obtain essential nutrition to maintain good health, as our clients remain at home.



**Services for the Elderly of Farmington**  
321 New Britain Ave., Unionville, CT 06085  
860-673-1441  
[services@farmingtonseniors.org/](mailto:services@farmingtonseniors.org)  
[www.farmingtonseniors.org](http://www.farmingtonseniors.org)

# Farmington Land Trust

Page 56

*"The Farmington Land Trust's mission is to protect open space, in perpetuity, through acquisition, stewardship, education and advocacy. The Land Trust has pursued this goal since its founding in 1971 as a private, non-profit organization, qualifying under section 501(c)(3) of federal tax code."*

Support for the Land Trust comes from town residents dedicated to the preservation of open space. Thanks to the generosity of its donors, the Land Trust now protects over 300 acres of fields, forests, wetlands, scenic vistas, historic sites and wildlife habitat from development. These 67 parcels will remain as open space forever, enriching the quality of life for Farmington residents, for generations to come. We appreciate the foresight of the donors of these properties and the continued commitment of our contributors to the future of Farmington.

The Land Trust is governed by a volunteer Board of Directors, elected by its membership at the Annual Meeting in April. Over 330 Land Trust member households and businesses offer invaluable financial and volunteer support for maintaining and preserving the properties under the Land Trust's protection and for acquiring additional open space.



In 2021 the Farmington Land Trust commemorated 50 Years of conservation. Established in 1971, the Land Trust's mission has been to protect open space in perpetuity and has maintained that ideal throughout its centennial anniversary.

Looking ahead, we have an extraordinary opportunity to create a community learning center and establish permanent Farmington Land Trust headquarters at the Wilcox-Bushley Homestead. Located in the Unionville section of Farmington, the 24 acres of land surrounding the farmhouse were gifted to the Land Trust in 1995 and the farmhouse was donated to the Land Trust in 2019.

Renovating the farmhouse will honor the history of farming in our community and allow us to tell the story of the homestead through artifacts and tours. Establishing a permanent headquarters here enables us to invite the community to gather and experience the joy of preservation with us. We will be able to host events, share our love for the land and seek refuge in the tranquility of the outdoors — together. The farmhouse will be our bridge to the future as we deepen existing relationships, gain new members, and advocate for the continuation of our mission in a more unique and familial way.

*"On this 50th Anniversary, we celebrate Mary and Ruth Bushley's generous gift of their family's homestead. While the gift of the historic home and ecologically diverse land is amazing on its own, it is so much more than that. This gift will enable the Farmington Land Trust to step into its next 50 years and become a regional institution for the preservation of open space today, while also educating the land stewards of tomorrow." ~ Liz Dolphin*

**Officers for 2021-2022:**

**Lisa Johnson, President;**

**Evan Cowles, Vice President;**

**Jon Estrellado, Treasurer;**

**Francie Brown-Holmes, Secretary;**

**Cate Grady-Benson, Interim Executive Director**

**Directors:**

**Patricia Boye-Williams**

**Elizabeth Sheridan**

**Jim Calciano**

**Steve Silk**

**Sally Chaves**

**Jennifer Villa**

**Peter Dorpalen**

**Richard Kramer, Director Emeritus**

**Jessica Harrison**

**Robert Hannon, Ex-officio**

**Steve Nelson**

Farmington Land Trust board meetings are held on the 3rd Thursday of each month at 5:00 pm, currently via Zoom, except for the month of April, when our Annual Member Meeting is held. **Contact information:**

**Farmington Land Trust, Inc.**

**PO Box 1, Farmington, CT 06034**

**(860) 674-8545**

**office@farmingtonlandtrust.org**

**[www.farmingtonlandtrust.org](http://www.farmingtonlandtrust.org)**

# Farmington Valley Visiting Nurse Association

Page 57


*"The Farmington Valley VNA, Inc. has closed one of the most tumultuous years ever experienced, from a healthcare standpoint. At the close of FY 2020, we continue to find ourselves and our communities searching for answers to an unprecedented healthcare crisis."*

The Farmington Valley VNA, Inc. has concluded another successful year of community services for the residents of Farmington. Here are some of the highlights:

Routine services such as Blood Pressure Clinics and Blood Glucose testing continue and have shown very good participation. This year, we accomplished 684 actual visits and assessments. The most significant program that is sponsored by the town's funding is the Health Supervision program. This year, 40 skilled nursing visits were made. These are for those patients that need extra care after being discharged from home health services. It is a very effective and innovative initiative that helps prevent re-hospitalizations. The residents are so pleased to have continued skilled nursing support, and medical practices that monitor these patients are also happy to see how a prevention effort such as this enables their patients to stay at home. In addition to these visits, we also made 6 Wellness Visits. When Social or Senior services contact us with a resident that may have safety risks in the community, we can send a community nurse to make a clinical assessment. This was a new initiative developed in the beginning of the pandemic, and it continues to allow for another way that we can support the town health needs, especially with aging and homebound individuals. It truly assists with leveling any concerns about those that may be at risk because of limited insurance or inability to have transportation. They do not always follow up on visits or leave their home, but we can go to them and help navigate the health care system if need be.

The VNA continues to offer CPR training for town employees. This past year, we even received a letter from the Senior Center Coordinator, who, after our training, was able to successfully use the Automatic External Defibrillator. A senior had suffered a cardiac arrest, she responded quickly and successfully, and was thankful for having the confidence needed to be able to save a life in this type of crisis.

The Flu/Influenza clinics that continue to be given in Farmington are always one of the biggest pluses to the public health funding. So many residents count on these clinics as their means for vaccinations. They appreciate the time and attention that they receive, and they feel reassured when the nurse can spend so much time with them. This past year, we were able to vaccinate almost 500 residents.



## Farmington Valley Visiting Nurse Association

To be a good community partner with the Town of Farmington, the VNA also tries to support other programs. We continued as in the prior year to team up with the Services for the Elderly, sponsoring their Senior Sense newsletter. We also took part in the Farmington local Health Fair, as well as being a participant in the 65th Annual Strawberry Festival, holding a health and wellness booth. We had one of our community nurses provide an educational training entitled Keeping Your Mind Sharp, which was very well attended.

The Farmington Valley VNA will continue to work together, with our partners at the Department of Social Services, the Senior Center, and the Farmington Valley Health District to be ready to face the challenges of today as well as tomorrow. As John Dempsey Hospital is a primary referral source and partner, we receive more patients that are residents of the Town of Farmington. This then allows for continued support and ease of identification of those residents that may benefit from our Public Health services. It is our mission and goals to always be there when you need us most.

**For additional information about the Farmington Valley VNA and its programs, please call: 860-651-3539, or visit our website:**  
[www.farmingtonvalleyvna.org](http://www.farmingtonvalleyvna.org)





# Farmington Community Chest

Page 58

"The Farmington Community Chest (FCC) is a nonprofit organization founded in 1931 to improve the health, wellbeing, and community life of all residents of Farmington through funding various organizations and initiatives."



***In 2021-2022, the Farmington Community Chest raised over \$140,000 which went directly to supporting local non-profit organizations.***



The Farmington Community Chest (FCC) is a nonprofit organization founded in 1931 to help individuals and organizations. FCC's focus is to improve the health, wellbeing, and community life of all residents of Farmington and Unionville through funding various organizations and initiatives.

In this past fiscal year FCC raised over \$140,000 from individuals, businesses, our annual fundraising event and our yearly contribution from our major contributor, Hartford Foundation for Public Giving. These funds then went directly to support nonprofit organizations that are in line with our current funding priorities of basic human needs, educational programming and community enhancements.

Over the last year, our funding directly benefited our community in a variety of ways. Summer camp scholarships were awarded to 28 school age children and direct aid was provided to qualifying families in our neighborhoods. Farmington Food Pantry was awarded \$10,000 for its ongoing support of our residents. Last year, the Food Pantry served approximately 220 families.

Farmington Youth Services was awarded over \$11,000 to support its programs for area youth. Most notably, the funding supported the Farmington-Unionville Community Officers Provide Support (FUNCOPS) program, which fosters positive, trusting relations between police and at-risk town youth.



Serving the seniors and elderly in own town has always been a priority. Services for the Elderly of Farmington was awarded \$5,500 to support meals-on-wheels, congregate meals and "Forget-me-not" baskets for residents that may be shut-in and unable to participate in congregate activities. Last year they distributed 529 baskets, served 887 congregate meals, and delivered to 21 meals-on-wheels clients. Additionally, Tunxis Senior Citizens Association was awarded \$3,500 to support their newsletter and music program.

New Horizons Village in Unionville was awarded \$9,500 to support programs for its residents and a wheelchair accessible scale. The Farmington Land Trust was awarded \$15,000 to support its renovation of the c1800 farmhouse and post-and-beam barn at the Wilcox-Bushley Homestead to create a community learning center

For over 90 years the Farmington Community Chest has supported and strengthened our community. We are proud of our positive impact on the quality of life for all residents and look forward to growing with our community as we continue to seek opportunities to financially support our community's evolving needs.

The Farmington Community Chest launched its annual donation drive in January. Letters have been mailed requesting donations so that we can continue in our tradition of supporting our local nonprofits in providing quality services and programs that directly impact basic human needs, educational programming, and community enhancement.

Donations can also be made on our website: [www.farmingtoncommunitychest.com](http://www.farmingtoncommunitychest.com). Please also consider Farmington Community Chest through your employer matching gift programs.



**MOTION:**

**Agenda Item N-4**

To approve the following property tax refunds.

<b>NAME</b>	<b>REASON</b>	
Ashton Joshua & Stacy	Assessor adjustment	\$25.22
Brooks Haley	Assessor adjustment	\$318.97
Cortland Edward	Over Payment	\$7,162.88
Cortland Edward	Over Payment	\$589.00
Ct. Water Company	Assessor adjustment	\$95.43
Daimler Trust	Assessor adjustment	\$243.12
Honda Lease Trust	Assessor adjustment	\$141.65
JP Morgan Chase	Assessor adjustment	\$533.47
Kowalczyk Dariusz	Assessor adjustment	\$53.36
Liberty Bank	Over Payment	\$1,869.45
Maganti Prasad Trustee	Over Payment	\$6,018.08
Mccusker Michael	Over Payment	\$2,451.59
MJD Builders	Over Payment	\$1,418.50
Newport Willow Brook Ptnrs LLC	Over Payment	\$5,467.30
Nissan Infiniti	Assessor adjustment	\$2,646.89
Northwest Community Bank	Over Payment	\$9,052.40
Nwokeji Paul	Assessor adjustment	\$1,563.78
Onyiuke Hilary C	Assessor adjustment	\$387.17

Remsberg Audrey M/Lynn Kowal	Assessor adjustment	\$35.71
Rotondo Anthony L Jr.	Over Payment	\$270.08
Ryan Marliese	Assessor adjustment	\$114.93
Sankarapandy Balamurugan	Over Payment	\$326.59
Scully, Nicksa & Reeve LLC	Assessor adjustment	\$85.00
Site Wireless LLC	Assessor adjustment	\$69.79
Stierer Jack	Assessor adjustment	\$94.53
Svystun Rostyslav	Assessor adjustment	\$522.10
Tezjon Arda	Assessor adjustment	\$1,830.16
Van Gogh Stacey	Assessor adjustment	\$68.44
Varghese Thomas & Vinta	Over Payment	\$5,596.60
WD II LLC	Over Payment	\$858.20
Wells Fargo	Over Payment	\$1,708.19
Xu Tong & Zhu Hongqi	Over Payment	\$6,941.22
Xu Tong & Zhu Hongqi	Over Payment	\$268.00
Yarchak Katelyn	Over Payment	\$1,981.59
Zhu Hongqi	Assessor adjustment	\$478.21
<b>Total</b>	Assessor adjustment	\$61,287.60