

Minutes of the Town of Farmington
Regular Town Council Meeting
February 25 , 2020

Present:

C. J. Thomas, Chair
Joe Capodiferro
Brian F. X. Connolly
Christopher Fagan
Edward Giannaros
Peter Mastrobattista
Gary Palumbo

Kathy Blonski, Town Manager
Paula B. Ray, Clerk

A. Call to Order

The Chair called the meeting to order at 6:00 p.m.

B. Pledge of Allegiance

The Council and members of the public recited the Pledge of Allegiance.

C. Public Comment

Jay Tulin of 39 Timberline Drive and Chair of the Human Relations Commission thanked the Council for his appointment as Chair of the Commission. He updated the Council on the activities of the Commission and his plans to visit with other town's Human Relations Commissions.

Matt Hutvagner of 4 Deepwood Drive spoke in favor of the Board of Education's Capital Improvement Plan expenditures. He hoped the Council would continue the good work that had been done the past few years.

D. Public Hearing

The Chair opened the Public Hearing at 7:04 p.m. and the Clerk read the legal notice recorded with these minutes as Agenda Item D-1. The Town Manager presented the Capital Improvement Program Budget for Fiscal Years 20/2021 through 2026/2027 recorded with these minutes as Agenda Item D-2 using the presentation recorded with these minutes as Agenda Item D-3. Kathy Greider, Superintendent of Schools and Alicia Bowman, Assistant Superintendent of Finance and Operations presented the Board of Education Capital Improvement Program Budget using the presentation recorded with these minutes as Agenda Item D-4. The Chair opened the hearing for public comment at 6:37 p.m. and hearing none closed the hearing.

E. Consideration of Special Topics

1. A Public Hearing on the Town Manager's Proposed Seven Year Capital Improvement Plan

Motion was made and seconded (Mastrobattista/Capodiferro) to consider the Town Manager's Proposed Seven Year Capital Improvement Plan.

Adopted unanimously

Ellen Siuta, Chair of the Board of Education; Kathy Greider, Superintendent of Schools; Alicia Bowman, Assistant Superintendent of Finance and Operations; Tim Harris, Director of Facilities and Matt Ross, Director of Technology reviewed and answered Council questions regarding the Board of Education section of the Capital Improvement Program on page C-1.

The Manager and Steve Hoffman, Director of Fire and Rescue Services reviewed and answered Council questions regarding the Fire Department section of the Capital Improvement Program on page C-4.

The Manager; Russ Arnold, Director of Public Works/Town Engineer and Scott Zenke, Highway and Grounds Superintendent reviewed and answered Council questions regarding the Highway and Grounds section of the Capital Improvement Program on page C-3.

The Manager and Russ Arnold, Director of Public Works/Town Engineer reviewed and answered Council questions regarding the Engineering section of the Capital Improvement Program on page C-2 and the Planning Department section on page C-4.

The Manager and Nancy Parent, Director of Community and Recreational Services reviewed and answered Council questions regarding the Community and Recreation Services section of the Capital Improvement Program on page C-6.

The Manager reviewed and answered Council questions regarding the Police Department section of the Capital Improvement Program on page C-5 and the Town Manager section on page 5.

F. Executive Session

There was no Executive Session held.

G. Adjournment

Motion was made and seconded (Mastrobattista/ Capodiferro) to adjourn the meeting at 8:40 p.m.

Respectfully submitted,

Paula B. Ray

Paula B. Ray, Clerk

**LEGAL NOTICE
TOWN OF FARMINGTON
PUBLIC HEARING**

A Public Hearing will be held on Tuesday, February 25, 2020 at 6:00 p.m. in the Town Hall Council Chambers on the Town Manager's Proposed Seven-Year Capital Improvement Plan.

Dated at Farmington, Connecticut this 10th day of February 2020.

Kathleen A. Blonski
Town Manager

**CAPITAL IMPROVEMENT PROGRAM
FOR THE PERIOD
FY2020/2021 TO FY2026/2027**

FUNDING SOURCE CODE:
G = GENERAL FUND
B = BONDING
O = OTHER FUNDS
F=GF FUND BALANCE APPROPRIATION
R= REAPPROPRIATION

FUNDING SOURCE	FUNDED 2019-2020	REQUESTED 2020-2021	PROJECTED 2021-2022	PROJECTED 2022-2023	PROJECTED 2023-2024	PROJECTED 2024-2025	PROJECTED 2025-2026	PROJECTED 2026-2027	TOTAL	
BOARD OF EDUCATION										
TECHNOLOGY IMPS. - SCHOOLS	G	480,000	500,000	550,000	550,000	575,000	575,000	575,000	575,000	3,900,000
ROOF REPLACEMENT-NOAH WALLACE	G		450,000							450,000
SCHOOL SECURITY	G	275,000	100,000	100,000	250,000	250,000	250,000	350,000	350,000	1,650,000
EAST FARMS OFFICE RELOCATION	B	1,670,000								-
STRUCTURAL/ARCHITECTURAL	G	25,000	556,983	550,000	650,000	950,000	950,000	950,000	950,000	5,556,983
DISTRICTWIDE MECHANICAL EQUIP	G	282,000	475,000	550,000	750,000	750,000	750,000	750,000	750,000	4,775,000
DISTRICTWIDE MECHANICAL EQUIP	B	320,000								-
SCHOOL CODE/SAFETY COMPLIANCE	G	90,000	90,000	100,000	250,000	250,000	250,000	350,000	350,000	1,640,000
CAFETERIA EQUIPMENT	G	25,000	25,000	25,000		25,000		25,000	25,000	125,000
CLASSROOM FURNITURE	G	150,000	185,000	160,000	160,000	160,000	160,000	160,000	160,000	1,145,000
VEHICLE REPLACEMENT	G		25,000	95,000			100,000		115,000	335,000
IAR CAFETERIA ADDITION/RENOVATION	G		84,000							84,000
IAR CAFETERIA ADDITION/RENOVATION	B			1,200,000						1,200,000
TELEPHONE SYSTEM	G			25,000	25,000	25,000				75,000
FARMINGTON HIGH SCHOOL BUILDING	B		110,000,000							110,000,000
FARMINGTON HIGH SCHOOL BUILDING	O		27,500,000							27,500,000
TOTAL-EDUCATION		3,317,000	139,990,983	3,355,000	2,635,000	2,985,000	3,035,000	3,160,000	3,275,000	158,435,983

**CAPITAL IMPROVEMENT PROGRAM
FOR THE PERIOD
FY2020/2021 TO FY2026/2027**

**FUNDING SOURCE CODE:
G = GENERAL FUND
B = BONDING
O = OTHER FUNDS
F=GF FUND BALANCE APPROPRIATION
R= REAPPROPRIATION**

		F	FUNDED	REQUESTED	PROJECTED	PROJECTED	PROJECTED	PROJECTED	PROJECTED	PROJECTED	TOTAL
		S	2019-2020	2020-2021	2021-2022	2022-2023	2023-2024	2024-2025	2025-2026	2026-2027	
ENGINEERING											
ROAD RECONSTRUCTION	B		2,000,000		2,000,000		2,000,000		2,000,000		6,000,000
LIGHT POLE REPLACEMENT	G				25,000	25,000	25,000	25,000	25,000	25,000	150,000
BRIDGE REPAIRS	G		25,000		50,000		50,000		50,000		150,000
PEDESTRIAN SIGNAL UPGRADES	G				25,000	25,000	25,000	25,000			100,000
STP URBAN-NEW BRITAIN AVE	G		50,000								-
SURVEYING EQUIPMENT	G							40,000			40,000
VEHICLE REPLACEMENTS	G		25,000			25,000			25,000		50,000
RAILS TO TRAILS	G		25,000	25,000	75,000	75,000	100,000	100,000	100,000	150,000	625,000
ENVIRONMENTAL COMPLIANCE	G		50,000	50,000	50,000	50,000	50,000	50,000	50,000	50,000	350,000
RIVERBANK STABILIZATION_CEMETERY	G						500,000	500,000	500,000	500,000	2,000,000
OPEN SPACE MANAGEMENT	G				25,000	25,000	50,000	50,000	50,000	50,000	250,000
ARTIFICIAL TURF FIELD	G						100,000	100,000	100,000	100,000	400,000
SCHOOL PARKING LOT PAVING/UPGRADES	G		150,000		150,000	150,000	150,000	200,000	200,000	200,000	1,050,000
TOTAL-ENGINEERING			2,325,000	75,000	2,400,000	375,000	3,050,000	1,090,000	3,100,000	1,075,000	11,165,000

**CAPITAL IMPROVEMENT PROGRAM
FOR THE PERIOD
FY2020/2021 TO FY2026/2027**

**FUNDING SOURCE CODE:
G = GENERAL FUND
B = BONDING
O = OTHER FUNDS
F=GF FUND BALANCE APPROPRIATION
R= REAPPROPRIATION**

FUND SOURCE	FUNDED 2019-2020	REQUESTED 2020-2021	PROJECTED 2021-2022	PROJECTED 2022-2023	PROJECTED 2023-2024	PROJECTED 2024-2025	PROJECTED 2025-2026	PROJECTED 2026-2027	TOTAL
HIGHWAY & GROUNDS									
SIDEWALKS			50,000	50,000	50,000	75,000	75,000	75,000	375,000
HIGH SCHOOL TRACK			500,000						500,000
HIGH SCHOOL BLEACHERS					250,000	250,000			500,000
IRRIGATION IMPROVEMENTS	40,000	25,000		40,000		40,000		40,000	145,000
TUNXIS MEADE IMPROVEMENTS				75,000		75,000		75,000	225,000
FIELD & PLAYGROUND EQUIPMENT			50,000		50,000			50,000	150,000
GENERATOR REPLACEMENT								100,000	100,000
FUEL ISLAND & PARKING LOT REPLACE			25,000						25,000
VEHICLE MAINT BUILDING ROOF				25,000					25,000
PARKS MAINTENANCE BUILDING						1,000,000			1,000,000
DUMP TRUCKS-HIGHWAY	190,000	200,000	200,000	200,000	205,000	205,000	205,000	210,000	1,425,000
ROAD MAINTENANCE TRUCK-HIGHWAY	70,000			75,000		75,000		80,000	230,000
BUCKET TRUCK		105,000							105,000
ROAD SWEEPER-REFURBISH							30,000		30,000
3 CUBIC YD WHEEL LOADER				200,000					200,000
BACKHOE LOADER							150,000		150,000
ROAD SIDE MOWER								150,000	150,000
ROAD MAINTENANCE TRUCK-PARKS			75,000		75,000		80,000		230,000
MOWER-PARKS		120,000		60,000		60,000		60,000	300,000
TOOLCAT-GROUNDS			75,000						75,000
SKIDSTEER-GROUNDS					50,000				50,000
SUPERINTENDENT'S VEHICLE	28,000								-
VEHICLE MAINTENANCE TRUCK					90,000				90,000
BUILDING MAINTENANCE VEHICLE				35,000					35,000
TOTAL-HIGHWAYS & GROUNDS	328,000	450,000	975,000	760,000	770,000	1,780,000	540,000	840,000	6,115,000

**CAPITAL IMPROVEMENT PROGRAM
FOR THE PERIOD
FY2020/2021 TO FY2026/2027**

FUNDING SOURCE CODE:
G = GENERAL FUND
B = BONDING
O = OTHER FUNDS
F=GF FUND BALANCE APPROPRIATION
R= REAPPROPRIATION

	F	FUNDED	REQUESTED	PROJECTED	PROJECTED	PROJECTED	PROJECTED	PROJECTED	PROJECTED	TOTAL
	S	2019-2020	2020-2021	2021-2022	2022-2023	2023-2024	2024-2025	2025-2026	2026-2027	
PLANNING DEPARTMENT										
FARMINGTON CENTER IMPROVEMENTS	F	100,000								-
FARMINGTON CENTER IMPROVEMENTS	G			100,000	100,000	100,000	100,000	100,000		500,000
QUALITY OF LIFE IMPROVEMENTS	G		250,000	250,000	250,000	250,000	250,000	250,000	250,000	1,750,000
TINTY BARN IMPROVEMENTS	G			50,000						50,000
PROPERTY ACQUISITION	F	700,000								-
TOTAL-PLANNING		800,000	250,000	400,000	350,000	350,000	350,000	350,000	250,000	2,300,000
FIRE DEPARTMENT										
TURNOUT GEAR	G	45,000	50,000	50,000	50,000	50,000	50,000	50,000	50,000	350,000
SCBA FILLING STATION	G							60,000	60,000	120,000
HOSE	G		25,000							25,000
COMMUNICATIONS UPGRADES	G		150,000	150,000	150,000					450,000
LADDER 1 REPLACEMENT	B	1,500,000								-
ENGINE 8 REPLACEMENT	B			325,000						325,000
ENGINE 9 REPLACEMENT	B						750,000			750,000
RESCUE 15 REPLACEMENT	B				850,000					850,000
MEDIC 12 REPLACEMENT	G							100,000		100,000
MEDIC 16 REPLACEMENT	G			100,000						100,000
MEDIC 17 REPLACEMENT	G						60,000			60,000
UTILITY VEHICLE	G				40,000					40,000
FIRE SAFETY TRAILER	G					70,000				70,000
LIVE FIRE TRAINING FACILITY	G						30,000			30,000
FIRE STATION RENOVATIONS	G		150,000							150,000
FIRE STATION RENOVATIONS	B			11,000,000						11,000,000
TOTAL-FIRE		1,545,000	375,000	11,625,000	1,090,000	120,000	890,000	210,000	110,000	14,420,000

**CAPITAL IMPROVEMENT PROGRAM
FOR THE PERIOD
FY2020/2021 TO FY2026/2027**

FUNDING SOURCE CODE:

G = GENERAL FUND
B = BONDING
O = OTHER FUNDS
F=GF FUND BALANCE APPROPRIATION
R= REAPPROPRIATION

FUNDING SOURCE	FUNDED 2019-2020	REQUESTED 2020-2021	PROJECTED 2021-2022	PROJECTED 2022-2023	PROJECTED 2023-2024	PROJECTED 2024-2025	PROJECTED 2025-2026	PROJECTED 2026-2027	TOTAL
POLICE DEPARTMENT									
SUPERVISOR'S SUV	G	68,000		70,000		70,000		75,000	215,000
TECHNOLOGY IMPS. - POLICE	G	75,000	75,000	100,000	100,000	100,000	150,000	50,000	625,000
AUTOMATED FINGERPRINT MACHINES	G			35,000					35,000
COMMUNICATIONS UPGRADE	G	35,000	125,000	125,000					250,000
DISPATCH CONSOLE STATIONS	G		30,000	30,000	30,000				90,000
BUILDING IMPROVEMENTS	G					75,000	75,000		150,000
GENERATOR REPLACEMENT	G							125,000	125,000
HVAC IMPROVEMENTS	G						125,000		125,000
FAÇADE & GUTTERS	G			100,000					100,000
ROOF REPLACEMENT-POLICE FACILITY	G			350,000					350,000
TOTAL-POLICE		178,000	230,000	360,000	580,000	245,000	225,000	250,000	2,065,000
TOWN MANAGER									
TECHNOLOGY IMPS - TOWN	G	185,000	160,000	115,000	100,000	130,000	115,000	140,000	825,000
TOWN HALL IMPROVEMENTS	G	150,000	100,000	150,000	150,000	150,000	150,000	150,000	1,000,000
REVALUATION	G		50,000	250,000	75,000				375,000
FIRE MARSHAL VEHICLE	G	35,000							-
FLEET VEHICLES	G	50,000		25,000		25,000		25,000	75,000
UNIONVILLE MUSEUM BATHROOM ADDITION	G	25,000							-
LAND RECORDS RE-INDEXING	G		30,000	30,000	30,000	30,000	30,000		150,000
TOTAL-TOWN MANAGER		445,000	340,000	570,000	355,000	335,000	295,000	315,000	2,425,000

**CAPITAL IMPROVEMENT PROGRAM
FOR THE PERIOD
FY2020/2021 TO FY2026/2027**

FUNDING SOURCE CODE:

G = GENERAL FUND
B = BONDING
O = OTHER FUNDS
F=GF FUND BALANCE APPROPRIATION
R= REAPPROPRIATION

FUNDING SOURCE	FUNDED 2019-2020	REQUESTED 2020-2021	PROJECTED 2021-2022	PROJECTED 2022-2023	PROJECTED 2023-2024	PROJECTED 2024-2025	PROJECTED 2025-2026	PROJECTED 2026-2027	TOTAL
----------------	------------------	---------------------	---------------------	---------------------	---------------------	---------------------	---------------------	---------------------	-------

COMMUNITY & RECREATION SERVICES

STAPLES HOUSE RENOVATIONS	G	25,000							-	
DIAL-A-RIDE BUS	G			55,000			55,000		110,000	
SPRAYGROUND WATER PARK	G							200,000	200,000	
SENIOR CENTER EXERCISE EQUIP	G		25,000					25,000	50,000	
SENIOR CENTER CAPITAL PROJECTS	G				25,000		25,000		50,000	
SENIOR CENTER ROOF REPLACEMENT	G			350,000					350,000	
SENIOR CENTER FACADE & GUTTERS	G			100,000					100,000	
SENIOR CENTER WINDOW REPLACEMENT	G						175,000	175,000	350,000	
SENIOR CENTER HVAC	G				125,000				125,000	
STONE HOUSE RENOVATIONS	G	75,000	125,000	200,000	200,000				525,000	
YOUTH CENTER RENOVATIONS	G	25,000		75,000	75,000				150,000	
RECREATION FACILITIES IMPROVEMENTS	G						35,000		35,000	
HOUSING LAND BANK	G				25,000		25,000		50,000	
TOTAL-COMMUNITY & RECREATION		125,000	125,000	225,000	780,000	250,000	-	315,000	400,000	2,095,000

WESTWOODS GOLF COURSE

SPRAYER	G	55,000							-	
FAIRWAY MOWER	G			55,000			55,000		110,000	
GREENS MOWER	G				30,000				30,000	
MAINTENANCE TRUCK	G				45,000		80,000		125,000	
IRRIGATION IMPROVEMENTS	G	40,000		40,000		40,000		40,000	120,000	
MAINTENANCE BLDG IMPROVEMENTS	G						40,000		40,000	
PARKING LOT IMPROVEMENTS	G					250,000			250,000	
CLUBHOUSE IMPROVEMENTS	G				25,000				25,000	
TOTAL-GOLF COURSE		95,000	-	95,000	100,000	40,000	385,000	80,000	-	700,000

GRAND TOTAL

GRAND TOTAL		9,158,000	141,835,983	20,005,000	7,025,000	8,145,000	8,050,000	8,320,000	6,340,000	199,720,983
--------------------	--	------------------	--------------------	-------------------	------------------	------------------	------------------	------------------	------------------	--------------------

**CAPITAL IMPROVEMENT PROGRAM
FOR THE PERIOD
FY2020/2021 TO FY2026/2027**

FUNDING SOURCE CODE:

G = GENERAL FUND
B = BONDING
O = OTHER FUNDS
F=GF FUND BALANCE APPROPRIATION
R= REAPPROPRIATION

	F	FUNDED	REQUESTED	PROJECTED	PROJECTED	PROJECTED	PROJECTED	PROJECTED	PROJECTED	TOTAL
	S	2019-2020	2020-2021	2021-2022	2022-2023	2023-2024	2024-2025	2025-2026	2026-2027	
FUNDING TOTALS										
GENERAL FUND	G	2,868,000	4,335,983	5,480,000	6,175,000	6,145,000	6,300,000	6,320,000	6,340,000	41,095,983
BONDED	B	5,490,000	110,000,000	14,525,000	850,000	2,000,000	1,750,000	2,000,000	-	131,125,000
GF FUND BALANCE APPROPRIATION	F	800,000								-
OTHER FUNDS	O		27,500,000							27,500,000
REAPPROPRIATION	R									-
TOTAL		9,158,000	141,835,983	20,005,000	7,025,000	8,145,000	8,050,000	8,320,000	6,340,000	199,720,983

Capital Improvement Program FY2020/2021-FY 2026/2027 Summary



Town Manager's Proposed Seven-Year
Capital Improvements Program
February 25, 2020



What is a Seven-Year Capital Improvements Program?

- Planning Document
- Must cost at least \$25,000
- Must have a useful life of at least seven years



How Does the Town Fund a Capital Project?

- Budget Appropriations
- Bonding Resolutions
- Grants
- Other/User Fees



Capital Improvements Policy Summary

- The Town will strive to maintain a high reliance on pay-as-you go financing.
- Town's objective will be to contribute at least 2.5% of annual General Fund revenues to the Capital Improvements Program.



Seven Year Overview

FY 2020/2021-FY 2026/2027

\$199,720,983	Next Seven Years Expenditures
\$41,095,983	General Fund Budget Appropriations
\$131,125,000	Bonding Authorizations
\$27,500,000	Other Appropriations



Overview

Year 1 (2020-2021)

\$141,835,983	FY 20-21 Total Expenditures
\$4,335,983	General Fund Budget Appropriations
\$110,000,000	Bonding Authorizations
\$27,500,000	Other Funds



Policy Guidelines

- Town of Farmington's Strategic Plan
- Town of Farmington's Capital Improvement Policy



Two Main Funding Themes

- Equipment, Infrastructure, & Maintenance Improvements
- Technology and Communication Initiatives



Banking

The Town funds capital accounts that are used as banking accounts. These accounts save all or a portion of the funds to plan for future infrastructure projects.

- Rails to Trails
- Farmington Village Center Streetscape Master Plan
- Technology Improvements



Proposed Bonding & Other Funding Year 1 (2020-2021)

Board of Education - Bonding

- \$110,000,000 – Farmington High Building Project

Board of Education – Other Funding

- \$27,500,000 – Farmington High Building Project



General Fund Cash Appropriations Year 1 (2020-2021)

Board of Education – General Fund

- \$500,000 – Technology Improvements
- \$450,000 – Noah Wallace Roof Replacement
- \$100,000 – School Security
- \$556,983 – Structural/Architecture
- \$475,000 – District wide Mechanical Equipment
- \$90,000 – School Code/Safety Compliance
- \$25,000 – Cafeteria Equipment
- \$185,000 – Classroom Furniture
- \$25,000 – Vehicle Replacement
- \$84,000 – IAR Cafeteria Addition/Renovation

Total: \$2,490,983

The Board of Education will present their Capital Budget in detail.



General Fund Cash Appropriations Year 1 (2020-2021)

Engineering – General Fund

- \$25,000 – Rails to Trails
- \$50,000 – Environmental Compliance

Total: \$75,000



General Fund Cash Appropriations Year 1 (2020-2021)

Highway and Grounds – General Fund

- \$25,000 – Irrigation Improvements
- \$200,000 – Dump Truck Highway
- \$105,000 – Bucket Truck
- \$120,000 – Mower- Parks

Total: \$450,000



General Fund Cash Appropriations Year 1 (2020-2021)

Planning Department – General Fund

- \$250,000 – Quality of Life Improvements
(Farmington Village Center Streetscape Master Plan)

Total: \$250,000



General Fund Cash Appropriations Year 1 (2020-2021)

Fire Department – General Fund

- \$50,000 – Turnout Gear
- \$25,000 – Hose
- \$150,000 – Communications Upgrade
- 150,000 – Fire Station Renovations

Total: \$375,000



General Fund Cash Appropriations Year 1 (2020-2021)

Police Department – General Fund

- \$75,000 – Police Technology Improvements
- \$125,000 – Communications Upgrade
- \$30,000 – Dispatch Console Stations

Total: \$230,000



General Fund Cash Appropriations Year 1 (2020-2021)

Town Manager – General Fund

- \$160,000 – Technology Improvements
- \$100,000 – Town Hall Improvements
- \$50,000 - Revaluation
- \$30,000 – Land Records Re-Indexing

Total: \$340,000



General Fund Cash Appropriations Year 1 (2020-2021)

Community & Recreational Services - General Fund

- \$125,000 – Stone House Renovations

Total: \$125,000




General Fund Appropriation

Total CIP General Fund Contribution FY 19/20	\$ 4,335,983
---	---------------------

Proposed General Fund	3.76%
------------------------------	--------------

Town's Policy Minimum	2.5%
------------------------------	-------------





FARMINGTON PUBLIC SCHOOLS

Pioneers | Scholars | Contributors | Citizens

2020-2021

Board of Education's Approved
Capital Improvement Budget

Farmington Public Schools Budget Development Philosophy

The budget development process is a strategic planning opportunity for the school district administration and the BoE.

The FPS K-8 Facilities Review has provided the district with short-term and long-term facility goals that we continue to prioritize in the budget process. This thorough review provides a roadmap for our school facility upgrades and improvements to:

- *Address short term and long term capital maintenance planning and expenditure allocation; and*
- *Maintain schools that are safe, modern, compliant with current building codes and able to support educational programming.*

Capital Budget “Buckets”

- ✓ Technology
- ✓ Security*
- ✓ Structural/Architectural*
- ✓ MEP: Mechanical, Electrical, Plumbing*
- ✓ Code & Safety*
- ✓ NW Partial Roof Replacement**
- ✓ Cafeteria Equipment
- ✓ FF & E: Furniture, Fixtures and Equipment
- ✓ IAR Cafeteria Addition/Renovation**
- ✓ Vehicle Replacement



*Including but not limited to K-8 Facilities Review Report Recommendations

**Per State of Connecticut and Town of Farmington policies many projects will be listed as separate and distinct Capital Projects to qualify for partial reimbursement.

Board of Education's Approved 2020-2021 Capital Improvement Budget

Technology Infrastructure	\$500,000
NW Partial Roof Replacement	\$450,000
Districtwide MEP	\$475,000
Structural/Architectural	\$556,983
School Security	\$100,000
School Code and Safety	\$90,000
IAR Cafeteria Addition/Renovation	\$84,000
Replacement of Vehicles	\$25,000
Classroom Furniture (FF & E)	\$185,000
Cafeteria Equipment	\$25,000
Total Request	\$2,490,983

Farmington Public Schools 2020-2021 Capital Improvement Projects

Technology
\$500,000

Capital Improvement Plan - Technology

Servers (K-8)	District	\$50,000.00
Servers (Core)	District	\$50,000.00
Network Equipment	District	\$50,000.00
Wireless Infrastructure	District	\$50,000.00
Data Room BCDR	District	\$25,000.00
Data Rewire	WW	\$75,000.00
Classroom Upgrades	District	\$200,000.00
Total		\$500,000.00

Includes phased updates to classroom A/V technology at FHS and IAR, annual replacement of network hardware, planned rewire of ethernet at West Woods starting in June 2021, continued work to support business continuity/disaster recovery in our main data rooms, and continued funding of server infrastructure that supports Core applications as well as operations at the school level.


Replacement/Maintenance - Classrooms

- Continue to focus on IAR and FHS
- IAR APE/Art/Music classrooms
- FHS 900 hallway



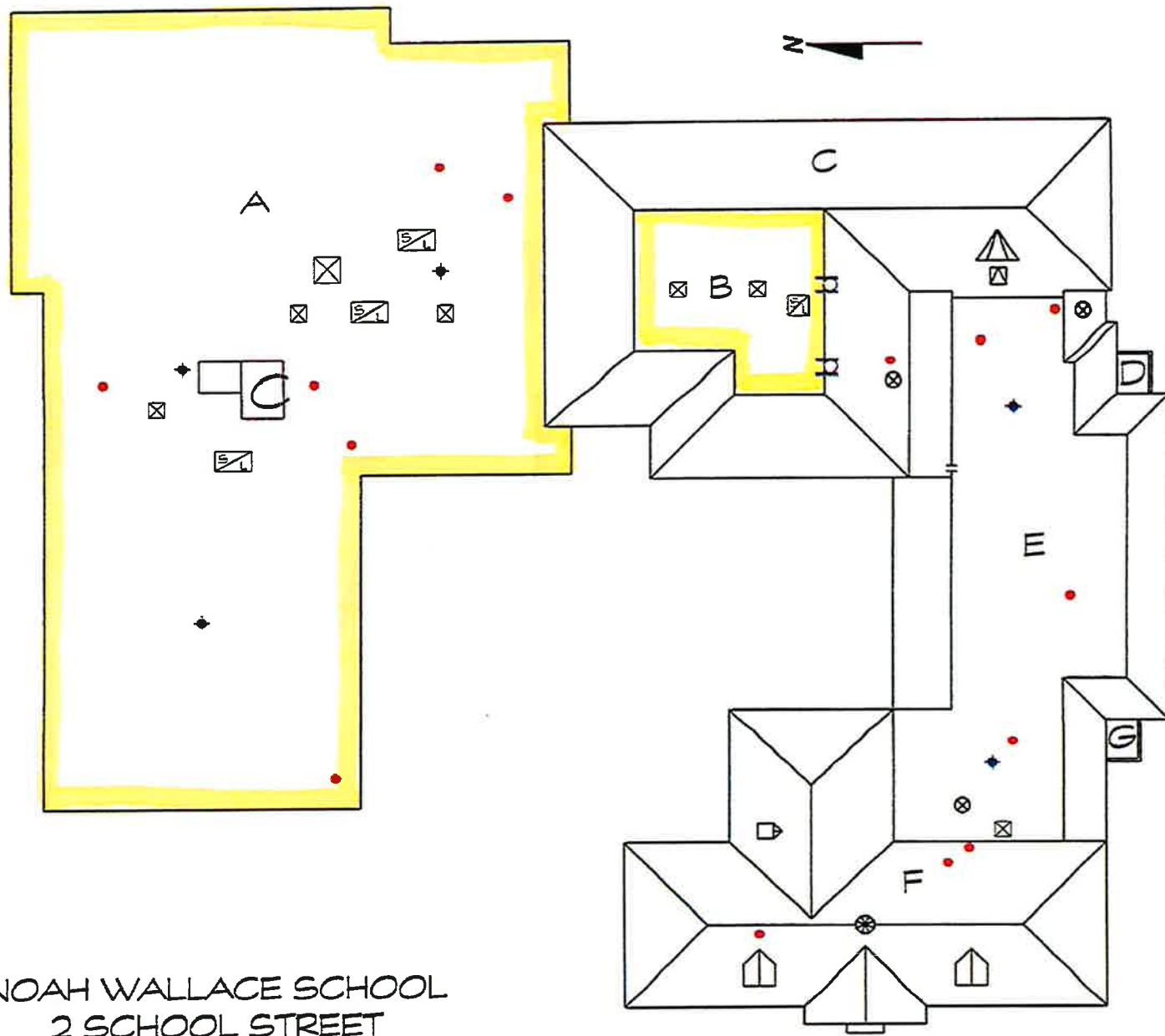
Replacement/Maintenance - Building Wiring

- Following the 2015 Capital Ad-hoc review and taking some input from Friar reports.
- East Farms completed in 2017
- West District completed in 2018
- Union completed in 2019
- Noah Wallace planned spring/summer 2020
- West Woods planned for summer 2021
- IAR planned for summer 2022
- Re-wire to address code compliance, wire management, etc.



**Farmington Public Schools
2020-2021 Capital Improvement Projects**

**Noah Wallace Partial
Roof Replacement
\$450,000**



NOAH WALLACE SCHOOL
 2 SCHOOL STREET
 FARMINGTON, CT

Farmington Public Schools 2020-2021 Capital Improvement Projects

**MEP: District-wide
Mechanical, Electrical
and Plumbing
\$475,000**

MEP

2020-2021 projects include:

- NW Steam Heat Repiping*
- IAR Heat/AC RTU replacement *
- IAR Preheat Equipment for fresh air supply*
- IAR Building Automation Control Upgrade*
- WW Cleaning and Insulation of Boiler Room Piping*
- WW Dehumidification project*
- Funds for deferred maintenance due to the condition of FHS facility
- Banking funds for IAR Domestic Water Project

**K-8 Facilities Review Report Recommendations*

Farmington Public Schools 2020-2021 Capital Improvement Projects

**Structural /Architectural
\$556,983**


NW Steam Heat Repiping



WW Cleaning and Insulation of Boiler Room Piping



IAR Heat/AC RTU



Structural/Architectural

2020-2021 projects include:


- WD Cafe and Corridor Flooring*
- IAR Corridor Flooring*
- EF Soffit Frame Repair
- UN Entry Door*

**K-8 Facilities Review Report Recommendations*

WD Cafe and Corridor Flooring



IAR Flooring



East Farms Soffit Repair



Farmington Public Schools 2020-2021 Capital Improvement Projects

Security
\$100,000

Security

2020-2021 projects include:

- Security Window Film
- Barriers - bollards and fencing
- Window Barriers
- Access Control

Farmington Public Schools 2020-2021 Capital Improvement Projects

Code and Safety Compliance
\$90,000

Code and Safety Compliance

2020-2021 projects include:

- Replace EF Fire Doors Crash Bars*
- Replace UN Exit and Fire Doors*
- Replace UN Fire Alarm Panel*
- Potential Banked Funds \$16,000

**K-8 Facilities Review Report Recommendations*

Farmington Public Schools 2020-2021 Capital Improvement Projects

**IAR Cafeteria
Addition/Renovation Design*
\$84,000**

**K-8 Facilities Review Report Recommendations*

Farmington Public Schools 2020-2021 Capital Improvement Projects

Replacement of Vehicles \$25,000

Replacement of 2006 Ford Van

**Farmington Public Schools
2020-2021 Capital Improvement Projects**

**Furniture, Fixtures and
Equipment (FF&E):
Classroom Furniture
\$185,000**

Furniture, Fixtures and Equipment

2020-2021 projects include:

- 2nd grade classrooms throughout the school district
- IAR classrooms (5 classrooms)

FF&E: Classroom Furniture



Farmington Public Schools 2020-2021 Capital Improvement Projects



**Cafeteria Equipment
\$25,000**

Farmington Public Schools 2020-2021 Capital Improvement Projects

Capital Projects: Out Years

Examples of “Out Years” Capital Projects:

Transportation: *Vehicle Replacement*

- *Replace (2) vehicles that are 12+ years old and each have more than 200,000 miles.*

IAR Cafeteria Addition/Renovation:

- *The IAR Cafeteria is undersized and outdated. This project would add space to accommodate more students thus reducing the number of required lunch waves--which will result in more student learning time. The project will also renovate the IAR kitchen and food service area allowing for more types of food options to be available.*

Telephone: *Upgrade District Telephone System (target 2025)*

- *Begin to build capital (2021-22) for planned upgrade the district’s telephone servers.*

FPS Capital Improvement Budget: What has been accomplished in 2019-2020?

Completed:

- Completion of the IAR roof and UN roof
- Security vestibules at NW, WD, UN, IAR
- WD office relocation
- Updated data and electrical, as well as facade at UN
- Security and code compliance upgrades across the district
- Design of WW dehumidification project
- NW AC Unit
- First grade classroom furniture throughout the district
- Classroom A/V upgrades (WW/IAR/FHS)

In process (to be completed by December, 2020):

- EF office relocation, vestibule and media center move
- UN Elevator
- NW painting and wood facade repair
- Security cameras
- NW data wiring
- Core Server upgrade

Board of Education's Approved 2020-2021 Capital Improvement Budget

Technology Infrastructure	\$500,000
NW Partial Roof Replacement	\$450,000
Districtwide MEP	\$475,000
Structural/Architectural	\$556,983
School Security	\$100,000
School Code and Safety	\$90,000
IAR Cafeteria Addition/Renovation	\$84,000
Replacement of Vehicles	\$25,000
Classroom Furniture (FF & E)	\$185,000
Cafeteria Equipment	\$25,000
Total Request	\$2,490,983

Seven Year Capital Improvement Budget

CAPITAL IMPROVEMENT PROGRAM (Seven Year)
FOR THE PERIOD
FY2020/2021-FY2026/2027

FUNDING SOURCE CODE:
G = GENERAL FUND
B = BONDING
O = OTHER FUNDS

F	Town Council Approved	BOE Requested	Town Council Approved	PROJECTED	PROJECTED	PROJECTED	PROJECTED	PROJECTED	PROJECTED	
S	2019-2020	2020-2021	2020-2021	2021-2022	2022-2023	2023-2024	2024-2025	2025-2026	2026-2027	TOTAL

BOARD OF EDUCATION

Technology Infrastructure	G	480,000	500,000	550,000	550,000	575,000	575,000	575,000	575,000	3,900,000
NW Roof Partial Roof Replacement	G		450,000							450,000
Districtwide Mechanical, Electrical and Plumbing	B	527,000								-
Districtwide Mechanical, Electrical and Plumbing	G	75,000	475,000	550,000	750,000	750,000	750,000	750,000	750,000	4,775,000
Structural/Architectural	G	25,000	556,983	550,000	650,000	950,000	950,000	950,000	950,000	5,556,983
School Security	G	275,000	100,000	100,000	250,000	250,000	250,000	350,000	350,000	1,650,000
School Code and Safety Compliance	G	90,000	90,000	100,000	250,000	250,000	250,000	350,000	350,000	1,640,000
NW Admin Office Relocation	G									-
IAR Library Renovation	G									-
East Farms Office Relocation	B	1,463,000								-
East Farms Office Relocation	G	207,000								-
IAR Cafeteria Addition/Renovation	G		84,000	1,200,000						1,284,000
Telephone System	G			25,000	25,000	25,000				75,000
Replacement of Vehicles	G		25,000	95,000			100,000		115,000	335,000
Classroom Furniture (FF&E)	G	150,000	185,000	160,000	160,000	160,000	160,000	160,000	160,000	1,145,000
Cafeteria Equipment	G	25,000	25,000	25,000		25,000		25,000	25,000	125,000
TOTAL-EDUCATION		3,317,000	2,490,983	3,355,000	2,635,000	2,985,000	3,035,000	3,160,000	3,275,000	20,935,983

